

# Tryon<sup>T</sup>

TRYCENG123



**S.I.N.**  
Implant System



# #Creating Smiles

*Smiles are the preeminent expression of the happiness we share in special moments with those we love, but they also represent gratitude, respect, and many times, the result of a continuous work.*

*At S.I.N. Implant System, we believe that the smile of each of our partners help generate even more unique smiles.*

*Our purpose is to build this affective and virtuous cycle, in which the smile is the biggest and most universal expression of joy.*

*That is why, for the coming years, we will live by this philosophy even more intensely:*

**S.I.N. Creating Smiles.**



Watch our movie.



# Tryon



## Scientific Evidence

- › Research and product development in partnership with renowned institutes and universities around the world such as:

Aarhus University - Denmark  
Chalmers University - Sweden  
KU Lueven - Belgium  
Malmö University - Sweden  
UNESP - Brazil  
USP - Brazil  
UFU - Brazil  
SLmandic - Brazil

## Superior Quality in Production

- › Strong investment in upgrading technologically our manufacturing facilities over the past three years, with cutting-edge equipment.
- › Annual production of over 5 million items.



Get to know our Smile Factory.  
Scan the QR code with your cell phone camera and take a 360° tour of S.I.N. Implant System.

## Global Presence

- › One of the most important implant companies worldwide.
- › Wide international presence.

## Product Quality assurance and Certifications

- › Rigorous quality process control, from the raw material arrival to the shipment of the final product, proven through national and international certifications.

ISO  
9001

ISO  
13485



FDA  
510(K) - CLEARED  
K193096  
K170398  
K200992  
K201688  
K222005

ISO  
14001


ISO  
45001



# Tryon



**DOWNLOAD S.I.N. APP AND  
WATCH IT IN AUGMENTED REALITY.**  
Place your phone camera over the image.



TR

# Tryon<sup>T</sup>

## The simplicity of a classic


TRYON® is the classic implant of S.I.N. Implant System. The TRYON® External Hexagon implant system was developed considering the concept of the world's greatest minds in implant dentistry: Professor Per-Ingvar Brånemark.

Following the evolution of implant dentistry, TRYON® features the External Hexagon connection and also Morse Taper, both with double acid etching and macrogeometry that ensures high primary stability, efficiency and safety in your surgeries.

With over 10 years in the market, TRYON® is an implant with extensive scientific documentation and has contributed to create more than 3.000.000 smiles around the world.



## MORE THAN AN IMPLANT, A CONCEPT.



- › External Hexagonal and Morse Taper connection.
- › Manufactured in Cold Worked grade IV Titanium: Light metal, very resistant to corrosion, wear and fracture.



- › High stability in bone tissue.



- › Double acid etching surface treated: ideal roughness that provides safe osseointegration.



- › It features an external thread with varied structure and platform with diameters of 3.5; 3.75; 4.0; 4.1 and 5.0 mm: providing quick insertion and fewer traumas.
- › Installation is done with internal torque and without assembler.



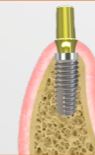
- › Mainly indicated for Hybrid Denture or multiple prosthesis.



- › Important variety of prosthetic components.



- › Excellent Cost-Benefit.




- › Suitable with the 3.6 FIT line: Enables the use of Platform Switching for the EH line, improving aesthetic and anterior areas, reducing the risk of bone loss and microgaps.



- › 2 key options for installation (counter-angle and ratchet).

# Tryon<sup>T</sup> ST

## CYLINDRICAL MORSE TAPER



- › Indicated for bones types I and II.
- › 1.5 mm infra-bone installation is recommended.
- › Maximum torque in surgery: 80N.cm.
- › Drills (Spade and Helicoidal\*): speed 1500 rpm.
- › Drills (Pilot and Countersink): speed 800 rpm.
- › Compatible with 11.5° Morse Taper components.

\*The suggested drilling speed is 800 rpm, except for helicoidal drill FHTD 4215.

### INDICATIONS FOR CLINICAL USE:

- › 3.75 mm - Central and upper lateral, canines and premolars
- › 4.0 mm - Premolars and molars
- › 5.0 mm - Premolars and molars

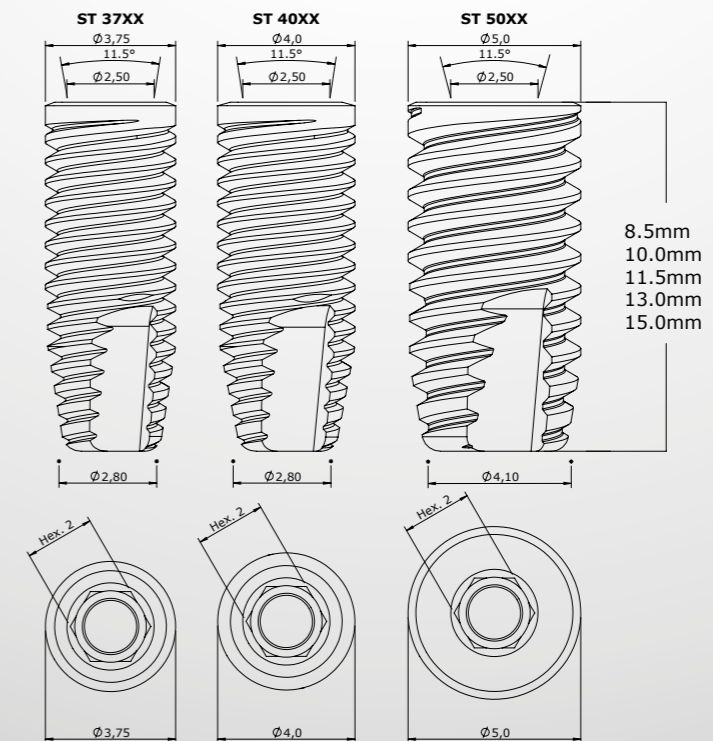
## Drilling Sequence

### TRYON® ST

		1500 rpm	800 rpm	1500 rpm	800 rpm	1500 rpm	800 rpm			20 rpm							
		FRLTD 2020	FHTD 2015	FPTD 2030	FHTD 2715	FHTD 3015	FCTD 35	FHTD 3215	FCTD 37	FCTD 40	FPTD 3242	FHTD 4215	FCTD 50	MRI 35	MRI 37	MRI 40	MRI 50
ST 37xx	3.75	•	•	•	•	•			•								•
ST 40xx	4.0	•	•	•	•	•		•		•							•
ST 50xx	5.0	•	•	•	•	•		•			•	•	•				•

• Implant suitable for bones types I and II    • Optional.    • The use of screw tap is optional, however the maximum torque must always be respected.

## Technical Measures TRYON® ST



# Tryon<sup>T</sup><sub>SAT</sub>

## CYLINDRICAL MORSE TAPER



- › Indicated for bones types III and IV.
- › 1.5 mm infra-bone installation is recommended.
- › Maximum torque in surgery: 80N.cm.
- › Drills (Spade and Helicoidal): speed 1500 rpm.
- › Drills (Pilot and Countersink): speed 800 rpm.
- › Compatible with 11.5° Morse Taper components.

### INDICATIONS FOR CLINICAL USE:

- › 3.75 mm - Central and upper lateral, canines and premolars
- › 4.0 mm - Premolars and molars

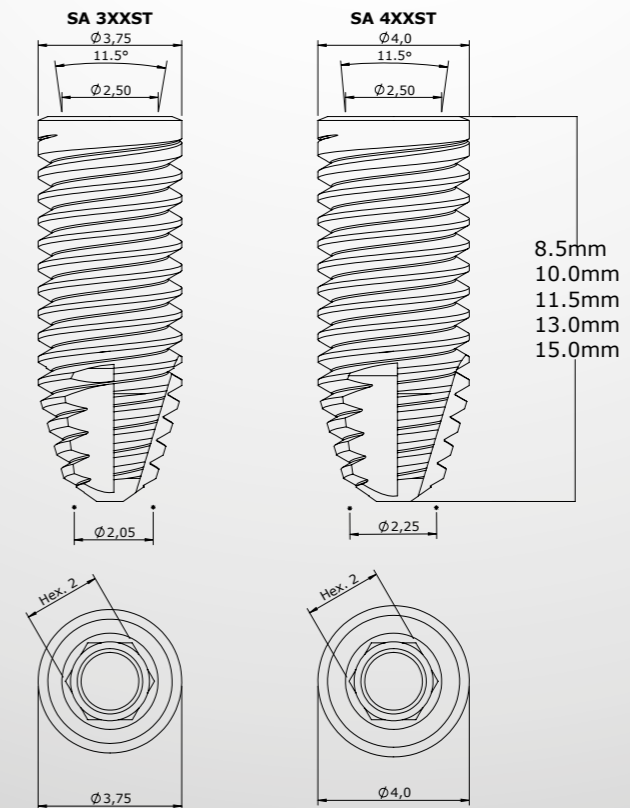
## Drilling Sequence

### TRYON<sup>®</sup> SAT

		1500 rpm	800 rpm	1500 rpm	800 rpm	1500 rpm
	DIAM. (mm)	FRLTD 2020	FHTD 2015	FPTD 2030	FHTD 2715	FHTD 3015
SA 37xxST	3.75	●	●	●	●	
SA 40xxST	4.0	●	●	●	●	●


● Implant suitable for bones types III and IV.      ● Optional.

## Technical Measures TRYON<sup>®</sup> SAT



# Tryon<sup>T</sup> SC

## CONICAL MORSE TAPER



- › Indicated for bones types III and IV.
- › 1.5 mm infra-bone installation is recommended.
- › Maximum torque in surgery: 80N.cm.
- › Drills (Spade and Helicoidal\*): speed 1500 rpm.
- › Drills (Pilot and Countersink): speed 800 rpm.
- › Compatible with 11.5° Morse Taper components.

### INDICATIONS FOR CLINICAL USE:

- › 3.5 mm - Central and lateral
- › 4.0 mm - Canines, premolars and molars
- › 5.0 mm - Premolars and molars

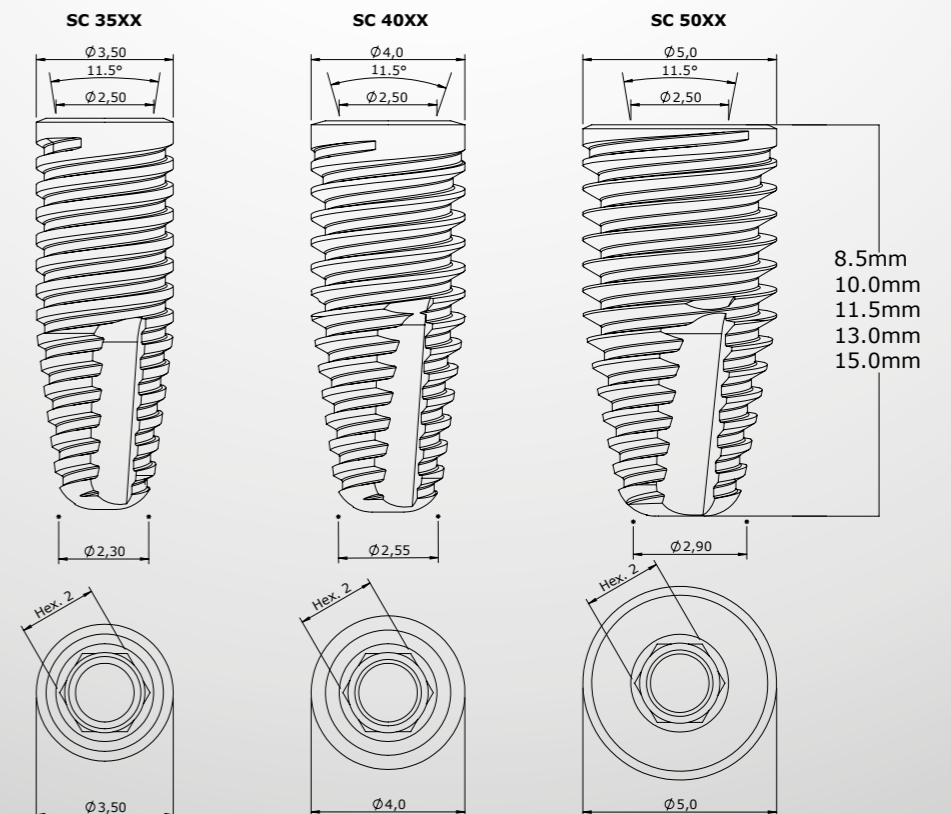
## Drilling Sequence

### TRYON® SC

	1500 rpm				800 rpm					
	FRLTD	FHTD	FPTD	FTCD	FCTD	FTCD	FCTD	FTCD	FCTD	FCTD
	2020	2015	2030	35	35	40	40	50	50	50
DIAM. (mm)										
SC 35xx	•	•	•	•	•					
SC 40xx	•	•	•	•		•	•			
SC 50xx	•	•	•	•		•		•		•

• Implant suitable for bones types III and IV.      • Optional.

## Technical Measures TRYON® SC





# MT PROSTHETIC SEQUENCE

## DIRECT SEQUENCE ON IMPLANT

Unitary Implant

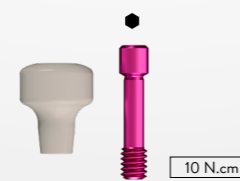


### IMPLANT

CODE	DIAM. (mm)	LENGTH (mm)
ST 3785	3,75	8,5
ST 3710	3,75	10
ST 3711	3,75	11,5
ST 3713	3,75	13
ST 3715	3,75	15
ST 4085	4,0	8,5
ST 4010	4,0	10
ST 4011	4,0	11,5
ST 4013	4,0	13
ST 4015	4,0	15
ST 5085	5,0	8,5
ST 5010	5,0	10
ST 5011	5,0	11,5
ST 5013	5,0	13
ST 5015	5,0	15
SA 385ST	3,75	8,5
SA 310ST	3,75	10
SA 311ST	3,75	11,5
SA 313ST	3,75	13
SA 315ST	3,75	15
SA 485ST	4,0	8,5
SA 410ST	4,0	10
SA 411ST	4,0	11,5
SA 413ST	4,0	13
SA 415ST	4,0	15
SC 3585	3,5	8,5
SC 3510	3,5	10
SC 3511	3,5	11,5
SC 3513	3,5	13
SC 3515	3,5	15
SC 4085	4,0	8,5
SC 4010	4,0	10
SC 4011	4,0	11,5
SC 4013	4,0	13
SC 4015	4,0	15
SC 5085	5,0	8,5
SC 5010	5,0	10
SC 5011	5,0	11,5
SC 5013	5,0	13
SC 5015	5,0	15

### TITANIUM HEALING CAP

CODE	DIAM. (mm)	HEIGHT (mm)
CIMU 3308	3,3	0,8
CIMU 3315	3,3	1,5
CIMU 3325	3,3	2,5
CIMU 3335	3,3	3,5
CIMU 3345	3,3	4,5
CIMU 3355	3,3	5,5
CIMU 4508	4,5	0,8
CIMU 4515	4,5	1,5
CIMU 4525	4,5	2,5
CIMU 4535	4,5	3,5
CIMU 4545	4,5	4,5
CIMU 4555	4,5	5,5



### PEEK HEALING CAP

CODE	PROFILE DIAM. (mm)	HEIGHT (mm)
CPUP 0504	5	4
CPUP 0804	8	4
CPUP 0508	5	8
CPUP 0808	8	8



### OPEN TRAY TRANSFER

CODE  
TMAMU



### CLOSED TRAY TRANSFER

CODE  
TMFMU

### ANALOG

CODE  
ANMU



### TEMPORARY TITANIUM CYLINDER

CODE	DIAM. (mm)	HEIGHT (mm)
CPTMU 3501-H	3,5	1,0
CPTMU 3502-H	3,5	2,0
CPTMU 3503-H	3,5	3,0
CPTMU 3504-H	3,5	4,0
CPTMU 4501-H	4,5	1,0
CPTMU 4502-H	4,5	2,0
CPTMU 4503-H	4,5	3,0
CPTMU 4504-H	4,5	4,0

### CR-CO ABUTMENT

CODE	DIAM. (mm)	HEIGHT (mm)
EUCLAMU 3501-H	3,8	1
EUCLAMU 3502-H	3,8	2
EUCLAMU 3503-H	3,8	3
EUCLAMU 3504-H	3,8	4
EUCLAMU 4501-H	4,5	1
EUCLAMU 4502-H	4,5	2
EUCLAMU 4503-H	4,5	3
EUCLAMU 4504-H	4,5	4

### RETAINING SCREW

CODE	DIAM. (mm)
PTM 18	1,8

Only for Temporary Titanium Cylinder.

### RETAINING SCREW

CODE	DIAM. (mm)
PTM 1816	1,8

Only for Abutment Cr.Co.

- ⬤ \*Hex Screw
- ⊙ \*Anti-rotational Component
- \*Squared Screw
- \*Dental Abutment Screw
- ⊙ \*Rotational component

Check the availability of the products in your region.

MORSE TAPER

# MT PROSTHETIC SEQUENCE

## UNIVERSAL ABUTMENT PRE-MADE POSTS

Cemented retained restorations



### IMPLANT

CODE	DIAM. (mm)	LENGTH (mm)
ST 3785	3.75	8.5
ST 3710	3.75	10
ST 3711	3.75	11.5
ST 3713	3.75	13
ST 3715	3.75	15
ST 4085	4.0	8.5
ST 4010	4.0	10
ST 4011	4.0	11.5
ST 4013	4.0	13
ST 4015	4.0	15
ST 5085	5.0	8.5
ST 5010	5.0	10
ST 5011	5.0	11.5
ST 5013	5.0	13
ST 5015	5.0	15
SA 385ST	3.75	8.5
SA 310ST	3.75	10
SA 311ST	3.75	11.5
SA 313ST	3.75	13
SA 315ST	3.75	15
SA 485ST	4.0	8.5
SA 410ST	4.0	10
SA 411ST	4.0	11.5
SA 413ST	4.0	13
SA 415ST	4.0	15
SC 3585	3.5	8.5
SC 3510	3.5	10
SC 3511	3.5	11.5
SC 3513	3.5	13
SC 3515	3.5	15
SC 4085	4.0	8.5
SC 4010	4.0	10
SC 4011	4.0	11.5
SC 4013	4.0	13
SC 4015	4.0	15
SC 5085	5.0	8.5
SC 5010	5.0	10
SC 5011	5.0	11.5
SC 5013	5.0	13
SC 5015	5.0	15



### TITANIUM HEALING CAP

CODE	DIAM. (mm)	HEIGHT (mm)
CIMU 3308	3.3	0.8
CIMU 3315	3.3	1.5
CIMU 3325	3.3	2.5
CIMU 3335	3.3	3.5
CIMU 3345	3.3	4.5
CIMU 3355	3.3	5.5
CIMU 4508	4.5	0.8
CIMU 4515	4.5	1.5
CIMU 4525	4.5	2.5
CIMU 4535	4.5	3.5
CIMU 4545	4.5	4.5
CIMU 4555	4.5	5.5



### PEEK HEALING CAP

CODE	PROFILE DIAM. (mm)	HEIGHT (mm)
CPUP 0504	5	4
CPUP 0804	8	4
CPUP 0508	5	8
CPUP 0808	8	8



10 N.cm

### ANGLED UNIVERSAL ABUTMENT

CODE	DIAM. (mm)	ANG.	HIGHER TRANSMUCOSAL LENGTH (mm)	LOWER TRANSMUCOSAL LENGTH (mm)	CEMENTATION LENGTH (mm)
APASIT 341715	3.3	17°	2,6	1,5	4
APASIT 341725	3.3	17°	3,6	2,5	4
APASIT 341735	3.3	17°	4,6	3,5	4
APASIT 343015	3.3	30°	3,15	1,5	4
APASIT 343025	3.3	30°	4,15	2,5	4
APASIT 343035	3.3	30°	5,15	3,5	4
APASIT 361715	3.3	17°	2,6	1,5	6
APASIT 361725	3.3	17°	3,6	2,5	6
APASIT 361735	3.3	17°	4,6	3,5	6
APASIT 363015	3.3	30°	3,15	1,5	6
APASIT 363025	3.3	30°	4,15	2,5	6
APASIT 363035	3.3	30°	5,15	3,5	6
APASIT 441715	4.5	17°	3	1,5	4
APASIT 441725	4.5	17°	4	2,5	4
APASIT 441735	4.5	17°	5	3,5	4
APASIT 443015	4.5	30°	3,75	1,5	4
APASIT 443025	4.5	30°	4,75	2,5	4
APASIT 443035	4.5	30°	5,75	3,5	4
APASIT 461715	4.5	17°	3	1,5	6
APASIT 461725	4.5	17°	4	2,5	6
APASIT 461735	4.5	17°	5	3,5	6
APASIT 463015	4.5	30°	3,75	1,5	6
APASIT 463025	4.5	30°	4,75	2,5	6
APASIT 463035	4.5	30°	5,75	3,5	6

Use the 0.9 mm hexagonal key of the prosthetic kit



10 N.cm

### TWO-PIECES STRAIGHT UNIVERSAL ABUTMENT

CODE	DIAM. (mm)	CEMENTATION LENGTH (mm)	TRANSMUCOSAL LENGTH (mm)
APSIT 334008	3.3	4	0.8
APSIT 334015	3.3	4	1.5
APSIT 334025	3.3	4	2.5
APSIT 334035	3.3	4	3.5
APSIT 334045	3.3	4	4.5
APSIT 334055	3.3	4	5.5
APSIT 336008	3.3	6	0.8
APSIT 336015	3.3	6	1.5
APSIT 336025	3.3	6	2.5
APSIT 336035	3.3	6	3.5
APSIT 336045	3.3	6	4.5
APSIT 336055	3.3	6	5.5
APSIT 454008	4.5	4	0.8
APSIT 454015	4.5	4	1.5
APSIT 454025	4.5	4	2.5
APSIT 454035	4.5	4	3.5
APSIT 454045	4.5	4	4.5
APSIT 454055	4.5	4	5.5
APSIT 456008	4.5	6	0.8
APSIT 456015	4.5	6	1.5
APSIT 456025	4.5	6	2.5
APSIT 456035	4.5	6	3.5
APSIT 456045	4.5	6	4.5
APSIT 456055	4.5	6	5.5

Use the 0.9 mm hexagonal key of the prosthetic kit



20 N.cm

### STRAIGHT UNIVERSAL ABUTMENT

CODE	DIAM. (mm)	CEMENTATION LENGTH (mm)	TRANSMUCOSAL LENGTH (mm)
AISIT 334008	3.3	4	0.8
AISIT 334015	3.3	4	1.5
AISIT 334025	3.3	4	2.5
AISIT 334035	3.3	4	3.5
AISIT 334045	3.3	4	4.5
AISIT 334055	3.3	4	5.5
AISIT 336008	3.3	6	0.8
AISIT 336015	3.3	6	1.5
AISIT 336025	3.3	6	2.5
AISIT 336035	3.3	6	3.5
AISIT 336045	3.3	6	4.5
AISIT 336055	3.3	6	5.5
AISIT 454008	4.5	4	0.8
AISIT 454015	4.5	4	1.5
AISIT 454025	4.5	4	2.5
AISIT 454035	4.5	4	3.5
AISIT 454045	4.5	4	4.5
AISIT 454055	4.5	4	5.5
AISIT 456008	4.5	6	0.8
AISIT 456015	4.5	6	1.5
AISIT 456025	4.5	6	2.5
AISIT 456035	4.5	6	3.5
AISIT 456045	4.5	6	4.5
AISIT 456055	4.5	6	5.5



### POLYACETAL TRANSFER

CODE	DIAM. (mm)	HEIGHT (mm)
TSIT 3340	3,3	4
TSIT 3360	3,3	6
TSIT 4540	4,5	4
TSIT 4560	4,5	6



### ANALOG

CODE	DIAM. (mm)	HEIGHT (mm)
ASIT 3340	3,3	4
ASIT 3360	3,3	6
ASIT 4540	4,5	4
ASIT 4560	4,5	6



### TEMPORARY ACRYLIC CYLINDER

CODE	DIAM. (mm)	HEIGHT (mm)
CPSIT 3340	3,3	4
CPSIT 3360	3,3	6
CPSIT 4540	4,5	4
CPSIT 4560	4,5	6



### CALCIFIABLE POLYACETAL CYLINDER

CODE	DIAM. (mm)	HEIGHT (mm)
CCSIT 3340	3,3	4
CCSIT 3360	3,3	6
CCSIT 4540	4,5	4
CCSIT 4560	4,5	6

MORSE TAPER

- ⬤ \*Hex Screw
- ⊙ \*Anti-Rotational Component
- \*Squared Screw
- ⬡ \*Dental Abutment Screw
- ⊙ \*Rotational component

Check the availability of the products in your region.

# MT PROSTHETIC SEQUENCE

## UNIVERSAL ABUTMENT PRE-MADE POSTS

Single/Multiple screw retained restorations



### IMPLANT

CODE	DIAM. (mm)	LENGTH (mm)
ST 3785	3.75	8.5
ST 3710	3.75	10
ST 3711	3.75	11.5
ST 3713	3.75	13
ST 3715	3.75	15
ST 4085	4.0	8.5
ST 4010	4.0	10
ST 4011	4.0	11.5
ST 4013	4.0	13
ST 4015	4.0	15
ST 5085	5.0	8.5
ST 5010	5.0	10
ST 5011	5.0	11.5
ST 5013	5.0	13
ST 5015	5.0	15
SA 385ST	3.75	8.5
SA 310ST	3.75	10
SA 311ST	3.75	11.5
SA 313ST	3.75	13
SA 315ST	3.75	15
SA 485ST	4.0	8.5
SA 410ST	4.0	10
SA 411ST	4.0	11.5
SA 413ST	4.0	13
SA 415ST	4.0	15
SC 3585	3.5	8.5
SC 3510	3.5	10
SC 3511	3.5	11.5
SC 3513	3.5	13
SC 3515	3.5	15
SC 4085	4.0	8.5
SC 4010	4.0	10
SC 4011	4.0	11.5
SC 4013	4.0	13
SC 4015	4.0	15
SC 5085	5.0	8.5
SC 5010	5.0	10
SC 5011	5.0	11.5
SC 5013	5.0	13
SC 5015	5.0	15



### TITANIUM HEALING CAP

CODE	DIAM. (mm)	HEIGHT (mm)
CIMU 3308	3,3	0,8
CIMU 3315	3,3	1,5
CIMU 3325	3,3	2,5
CIMU 3335	3,3	3,5
CIMU 3345	3,3	4,5
CIMU 3355	3,3	5,5
CIMU 4508	4,5	0,8
CIMU 4515	4,5	1,5
CIMU 4525	4,5	2,5
CIMU 4535	4,5	3,5
CIMU 4545	4,5	4,5
CIMU 4555	4,5	5,5



### PEEK HEALING CAP

CODE	PROFILE DIAM. (mm)	HEIGHT (mm)
CPUP 0504	5	4
CPUP 0804	8	4
CPUP 0508	5	8
CPUP 0808	8	8



### MULTIFUNCTIONAL ABUTMENT

CODE	DIAM. (mm)	HEIGHT (mm)
AMCMU 4808	4.8	0.8
AMCMU 4815	4.8	1.5
AMCMU 4825	4.8	2.5
AMCMU 4835	4.8	3.5
AMCMU 4845	4.8	4.5
AMCMU 4855	4.8	5.5

\*Use the 1.6 mm hexagonal key of the prosthetic kit.



### ABUTMENT PROTECTOR

CODE
PAM 48



### OPEN TRAY TRANSFER

CODE
TMAAM 00
TMAAM 06



### CLOSED TRAY TRANSFER

CODE
TMFAM 00
TMFAM 06



### ANALOG

CODE
ANAM



### TEMPORARY TITANIUM CYLINDER

CODE
PTAM 00
PTAM 06



### CALCINABLE AND CR-CO CYLINDER

CODE
CCAM 00
CCAM 06
CCRAM 00 Cobalt-chrome
CCRAM 06 Cobalt-chrome



### RETAINING SCREW

CODE	LENGTH (mm)
PRA 01	2,0



### POLISHING PROTECTOR

CODE
PPAM 01



### LABORATORY SCREW

CODE
PTMAL 01

MORSE TAPER

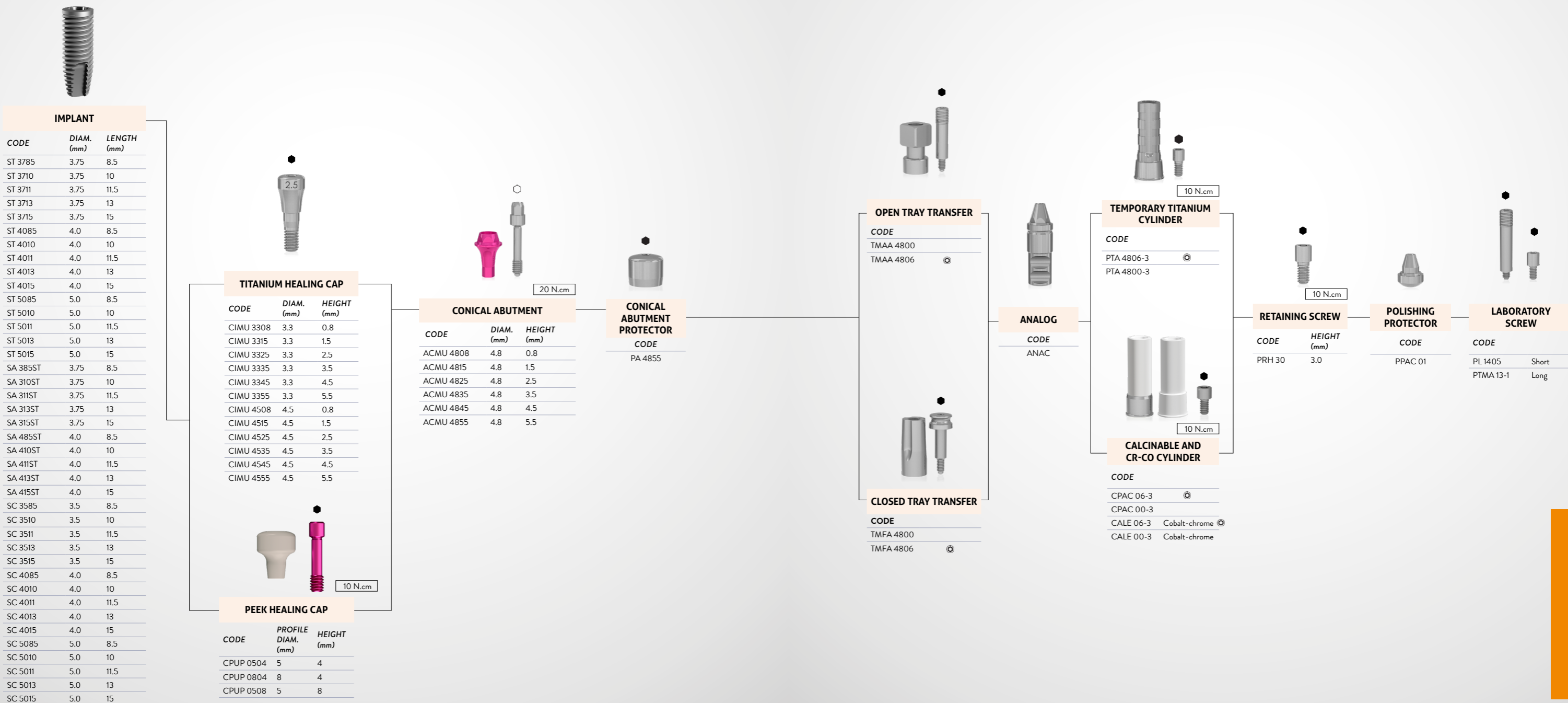
Check the availability of the products in your region.

- \*Hex Screw
- ⊙ \*Anti-Rotational Component
- \*Squared Screw
- ⬠ \*Dental Abutment screw
- ⊙ \*Rotational component

# MT PROSTHETIC SEQUENCE

## CONICAL ABUTMENT

Single / Multiple screw retained restorations



\* Check the availability of the products in your region.

- \*Hex Screw
- ⊙ \*Anti-Rotational Component
- \*Squared Screw
- \*Abutment Screw
- ⊙ \*Rotational Component

MORSE TAPER

# MT PROSTHETIC SEQUENCE

## MULTI-UNIT ABUTMENTS

Multiple screw retained restorations



### IMPLANT

CODE	DIAM. (mm)	LENGTH (mm)
ST 3785	3.75	8.5
ST 3710	3.75	10
ST 3711	3.75	11.5
ST 3713	3.75	13
ST 3715	3.75	15
ST 4085	4.0	8.5
ST 4010	4.0	10
ST 4011	4.0	11.5
ST 4013	4.0	13
ST 4015	4.0	15
ST 5085	5.0	8.5
ST 5010	5.0	10
ST 5011	5.0	11.5
ST 5013	5.0	13
ST 5015	5.0	15
SA 385ST	3.75	8.5
SA 310ST	3.75	10
SA 311ST	3.75	11.5
SA 313ST	3.75	13
SA 315ST	3.75	15
SA 485ST	4.0	8.5
SA 410ST	4.0	10
SA 411ST	4.0	11.5
SA 413ST	4.0	13
SA 415ST	4.0	15
SC 3585	3.5	8.5
SC 3510	3.5	10
SC 3511	3.5	11.5
SC 3513	3.5	13
SC 3515	3.5	15
SC 4085	4.0	8.5
SC 4010	4.0	10
SC 4011	4.0	11.5
SC 4013	4.0	13
SC 4015	4.0	15
SC 5085	5.0	8.5
SC 5010	5.0	10
SC 5011	5.0	11.5
SC 5013	5.0	13
SC 5015	5.0	15



### TITANIUM HEALING CAP

CODE	DIAM. (mm)	HEIGHT (mm)
CIMU 3308	3,3	0,8
CIMU 3315	3,3	1,5
CIMU 3325	3,3	2,5
CIMU 3335	3,3	3,5
CIMU 3345	3,3	4,5
CIMU 3355	3,3	5,5
CIMU 4508	4,5	0,8
CIMU 4515	4,5	1,5
CIMU 4525	4,5	2,5
CIMU 4535	4,5	3,5
CIMU 4545	4,5	4,5
CIMU 4555	4,5	5,5



### PEEK HEALING CAP

CODE	PROFILE DIAM. (mm)	HEIGHT (mm)
CPUP 0504	5	4
CPUP 0804	8	4
CPUP 0508	5	8
CPUP 0808	8	8



### STRAIGHT MULTI-UNIT ABUTMENT

CODE	DIAM. (mm)	HEIGHT (mm)
MAMU 4808	4.8	0.8
MAMU 4815	4.8	1.5
MAMU 4825	4.8	2.5
MAMU 4835	4.8	3.5
MAMU 4845	4.8	4.5
MAMU 4855	4.8	5.5



### ANGLED MULTI-UNIT ABUTMENT INDEXED

CODE	DIAM. (MM)	LENGTH (MM)	ANG.
MAMA 1715I	4.8	1.5	17°
MAMA 1725I	4.8	2.5	17°
MAMA 1735I	4.8	3.5	17°
MAMA 3015I	4.8	1.5	30°
MAMA 3025I	4.8	2.5	30°
MAMA 3035I	4.8	3.5	30°

Use the 1.2 mm hexagonal key of the prosthetic kit



### OPEN TRAY TRANSFER

CODE  
TMAM 4800



ABUTMENT PROTECTOR  
CODE  
PMA 4855

### CLOSED TRAY TRANSFER

CODE  
TMFM 4800



ANALOG  
CODE  
ANMA 4800



### TEMPORARY TITANIUM CYLINDER

CODE  
PTM 4800-2 For angled MA  
PTM 4800-3 For straight MA



### CALCINABLE AND CR-CO CYLINDER

CODE  
CPM 4800-2 For angled MA  
CPM 4800-3 For straight MA  
CLEM 4800-2 Cobalt-chrome for angled MA  
CLEM 4800-3 Cobalt-chrome for straight MA



POLISHING PROTECTOR  
CODE  
PPM 01



### LABORATORY SCREW

CODE  
PL 1405 short  
PTMA 13-1 long



### RETAINING SCREW

CODE LENGTH (mm)  
PRH 20 2  
PRH 30 3

MORSE TAPER

Check the availability of the products in your region.

- \*Hex Screw
- ⊙ \*Anti-Rotational Component
- \*Squared Screw
- ⊕ \*Dental Abutment Screw
- ⊙ \*Rotational Component

# MT PROSTHETIC SEQUENCE

## MICRO MULTI-UNIT ABUTMENTS

Single/Multiple screw retained restorations



### IMPLANT

CODE	DIAM. (mm)	LENGTH (mm)
ST 3785	3.75	8.5
ST 3710	3.75	10
ST 3711	3.75	11.5
ST 3713	3.75	13
ST 3715	3.75	15
ST 4085	4.0	8.5
ST 4010	4.0	10
ST 4011	4.0	11.5
ST 4013	4.0	13
ST 4015	4.0	15
ST 5085	5.0	8.5
ST 5010	5.0	10
ST 5011	5.0	11.5
ST 5013	5.0	13
ST 5015	5.0	15
SA 385ST	3.75	8.5
SA 310ST	3.75	10
SA 311ST	3.75	11.5
SA 313ST	3.75	13
SA 315ST	3.75	15
SA 485ST	4.0	8.5
SA 410ST	4.0	10
SA 411ST	4.0	11.5
SA 413ST	4.0	13
SA 415ST	4.0	15
SC 3585	3.5	8.5
SC 3510	3.5	10
SC 3511	3.5	11.5
SC 3513	3.5	13
SC 3515	3.5	15
SC 4085	4.0	8.5
SC 4010	4.0	10
SC 4011	4.0	11.5
SC 4013	4.0	13
SC 4015	4.0	15
SC 5085	5.0	8.5
SC 5010	5.0	10
SC 5011	5.0	11.5
SC 5013	5.0	13
SC 5015	5.0	15



### TITANIUM HEALING CAP

CODE	DIAM. (mm)	HEIGHT (mm)
CIMU 3308	3,3	0,8
CIMU 3315	3,3	1,5
CIMU 3325	3,3	2,5
CIMU 3335	3,3	3,5
CIMU 3345	3,3	4,5
CIMU 3355	3,3	5,5
CIMU 4508	4,5	0,8
CIMU 4515	4,5	1,5
CIMU 4525	4,5	2,5
CIMU 4535	4,5	3,5
CIMU 4545	4,5	4,5
CIMU 4555	4,5	5,5



### PEEK HEALING CAP

CODE	PROFILE DIAM. (mm)	HEIGHT (mm)
CPUP 0504	5	4
CPUP 0804	8	4
CPUP 0508	5	8
CPUP 0808	8	8



### MICRO MULTI-UNIT ABUTMENT

CODE	DIAM. (mm)	HEIGHT (mm)
MMAM 3308	3.5	0.8
MMAM 3315	3.5	1.5
MMAM 3325	3.5	2.5
MMAM 3335	3.5	3.5
MMAM 3345	3.5	4.5



### ABUTMENT PROTECTOR

CODE  
PMM 33



### OPEN TRAY TRANSFER

CODE  
TMM 33  
TMM 3306



### CLOSED TRAY TRANSFER

CODE  
TMMF 33  
TMMF 3306



### ANALOG

CODE  
AMMA 33



### TEMPORARY TITANIUM CYLINDER

CODE  
CPMT 33  
CPMT 3306



### CALCINABLE AND CR-CO CYLINDER

CODE  
CPMC 33  
CPMM 33 Cobalt-chrome  
CPMM 3306  
CPMM 3306 Cobalt-chrome



### LABORATORY SCREW

CODE  
PTMMA 14



### RETAINING SCREW

CODE  
PRH 3035



### POLISHING PROTECTOR

CODE  
PPMM 33  
PPMM 3306

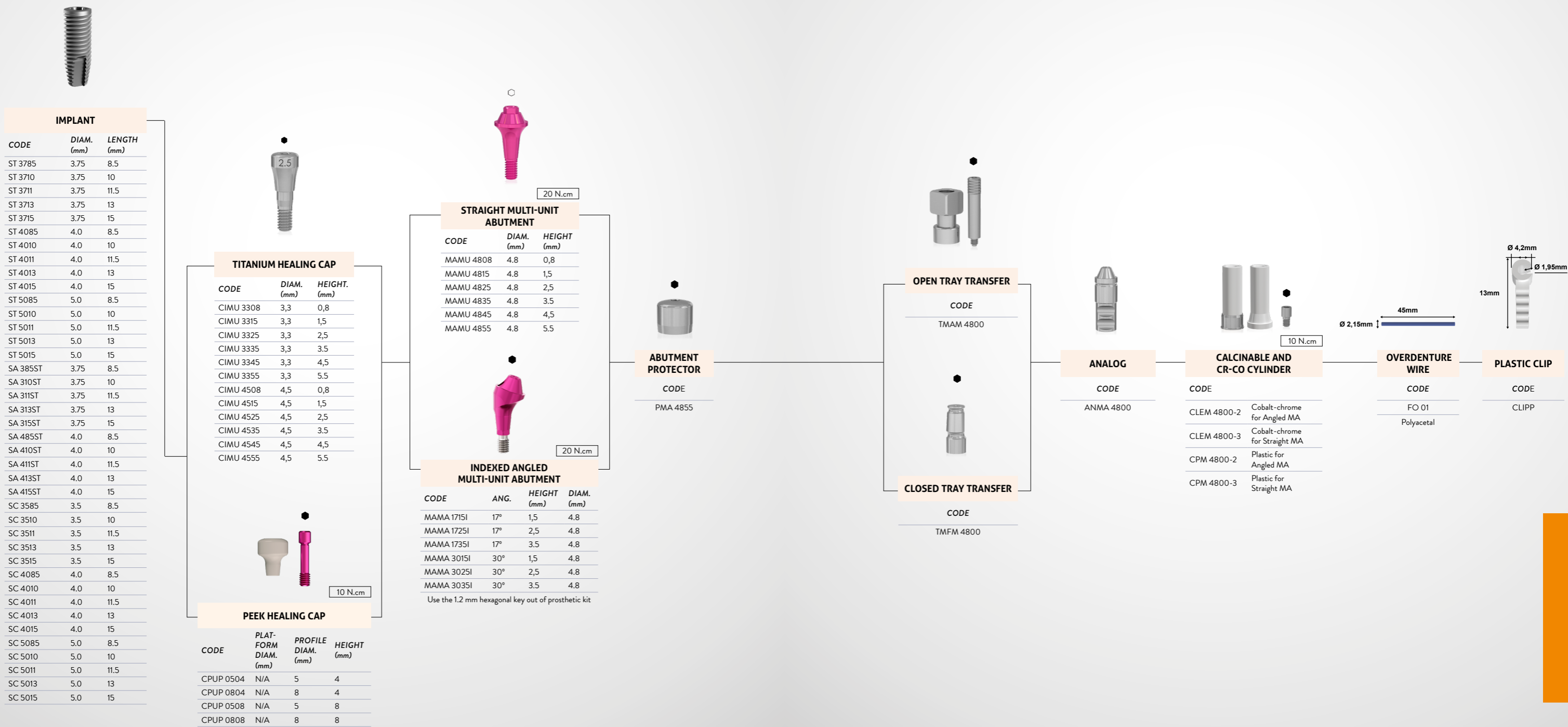
MORSE TAPER

- ◆ \*Hex Screw
- ⊙ \*Anti-Rotational Component
- \*Square Screw
- ◇ \*Dental Abutment Screw
- ⊙ \*Rotational Component

Check the availability of the products in your region.

# MT PROSTHETIC SEQUENCE

## OVERDENTURE SOLUTIONS




MORSE TAPER

- \*Hex Screw
- ⊙ \*Anti-Rotational Component
- \*Square Screw
- \*Dental Abutment Screw
- ⊙ \*Rotational Component

Check the availability of the products in your region.

## CYLINDRICAL



- › Indicated for bones types I and II.
- › Bone level installation.
- › Rotational insertion: 20 rpm.
- › Maximum torque in surgery: 80 N.cm.
- › Drills (Spade and Helicoidal\*): speed 1500 RPM.
- › Drills (Pilot and Countersink): speed 800 RPM.

\*The suggested drilling speed is 800 rpm, except for helicoidal drill FHTD 4215.

### INDICATIONS FOR CLINICAL USE:

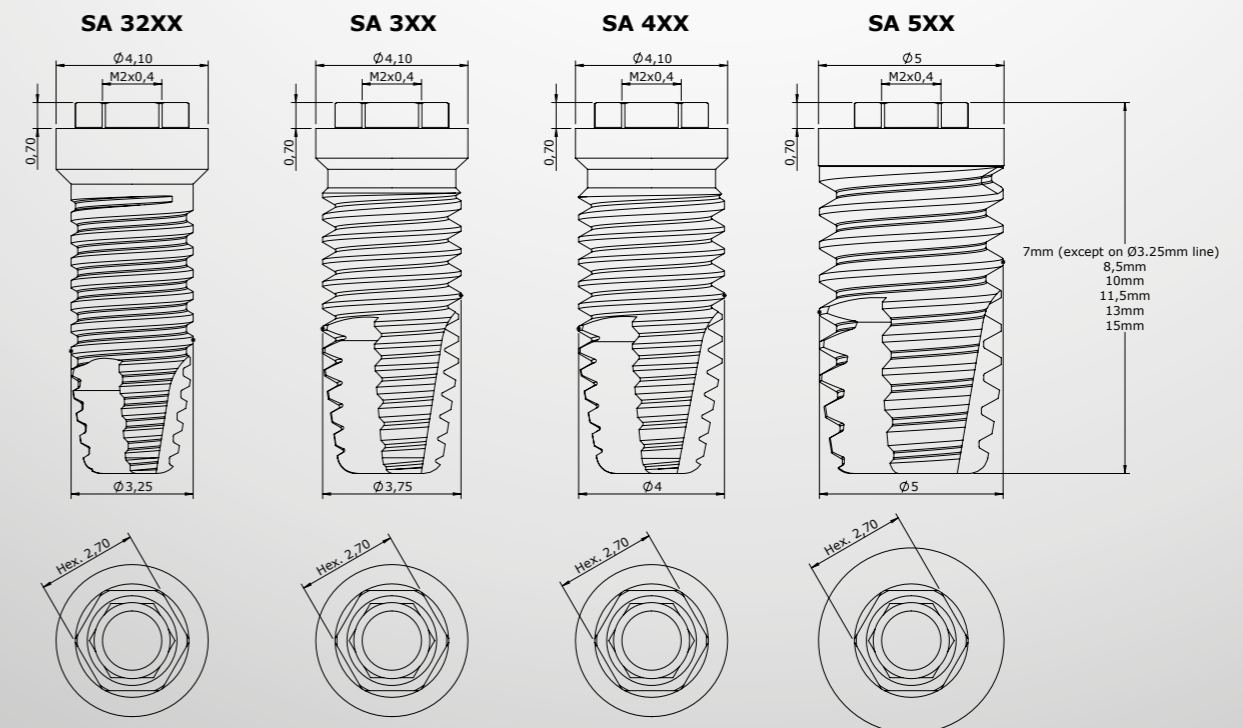
- › 3.25 mm - Lateral incisors (upper and lower) and lower centrals
- › 3.75 mm - Centrals and upper lateral, canines and premolars
- › 4.0 mm - Canines, premolars and molars
- › 5.0 mm - Premolars and molars

## Drilling Sequence

TRYON <sup>®</sup> CY		1500 rpm		800 rpm		1500 rpm		800 rpm		20 rpm							
		PLAT. (mm)	DIAM. (mm)	FRLTD 2020 ø2.0	FHTD 2015 ø2.0	FPTD 2030 ø2.0/ø3.0	FHTD 2715 ø2.75	FHTD 3015 ø3.0	FHTD 3215 ø3.25	FPTD 3242 ø3.25/ø4.25	FHTD 4215 ø4.25	FCTD 41 ø4.1	FCTD 50 ø5.0	MRI 32 ø3.25	MRI 37 ø3.75	MRI 40 ø4.0	MRI 50 ø5.0
	4.1	3.25	•	•	•	•	•	•	•	•	•	•	•	•	•	•	•
	4.1	3.75	•	•	•	•	•	•	•	•	•	•	•	•	•	•	•
	4.1	4.0	•	•	•	•	•	•	•	•	•	•	•	•	•	•	•
	5.0	5.0	•	•	•	•	•	•	•	•	•	•	•	•	•	•	•

• The use of screw tap is optional; however the maximum torque must always be respected.

## Technical Measures TRYON<sup>®</sup> CY





## CONICAL ABUTMENT



- > Indicated for bones types III and IV.
- > Bone level installation.
- > Initial drilling rotation: 1500 rpm.
- > Taper drilling rotation: 800 rpm.
- > Maximum torque in surgery: 80 N.cm.

### INDICATIONS FOR CLINICAL USE:

- > 4.0 mm - Upper centrals, canines, premolars and molars
- > 5.0 mm - Premolars and molars



## Drilling Sequence

TRYON<sup>®</sup> CO

1500 rpm

800 rpm

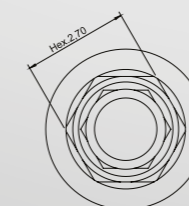
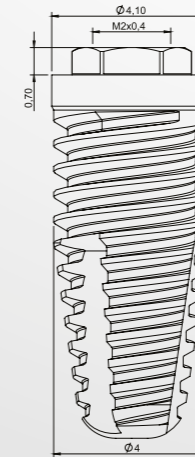


	PLAT. (mm)	DIAM. (mm)	FRLTD 2020 ø2.0	FHTD 2015 ø2.0	FPTD 2030 ø2.0/ø3.0	FTCD 35 ø2.95	FTCD 40 ø3.35	FTCD 50 ø4.0
	4.1	4.0	•	•	•	•	•	
	5.0	5.0	•	•	•	•	•	•

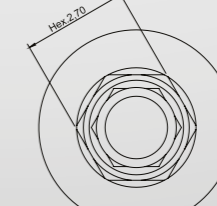
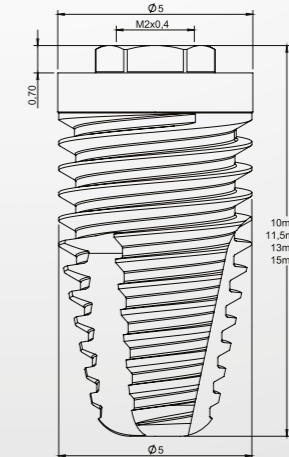
• Suggested implant for bone type III and IV. • Optional use.

## Technical Measures TRYON<sup>®</sup> CO

SCPL 40XX



SCPL 50XX



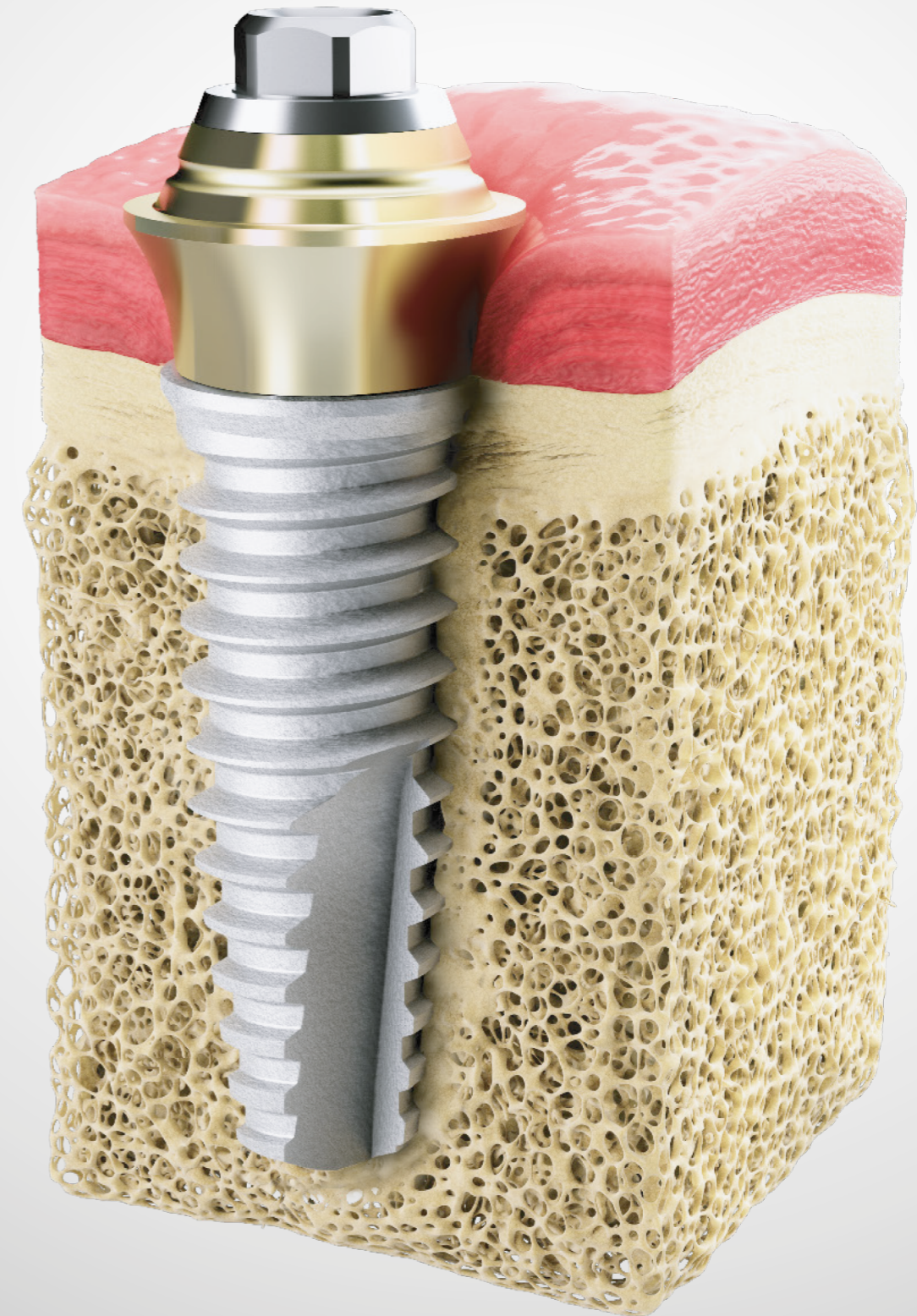


## 3.6 FIT

**Platform Switching** is a technique in which the diameter of the placed component is smaller in diameter than the implant platform, resulting in a 90 degrees angulation between the implant and the component.

S.I.N. Implant System packed the best of this concept into TRYON line.

- › 3.6 mm components line for 4.1 mm implants.
- › It benefits the bone levels maintenance.
- › It simplifies the clinical settlement of prosthetic components.
- › It reduces the stress level in the implant cervical area.
- › It minimizes marginal bone loss.
- › It improves marginal sealing by favoring accommodation of peri-implant tissue.
- › It promotes improved aesthetic and the most biocompatible rehabilitation possible.



# EH PROSTHETIC SEQUENCE

## DIRECT SEQUENCE ON IMPLANT

Single/Multiple screw retained restorations

COMPATIBLE WITH THE LINE



### CYLINDRICAL IMPLANT

CODE	DIAM. (mm)	LENGTH (mm)	PLAT. (mm)
SA 3285	3.25	8.5	4.1
SA 3210	3.25	10	4.1
SA 3211	3.25	11.5	4.1
SA 3213	3.25	13	4.1
SA 3215	3.25	15	4.1
SA 307	3.75	7	4.1
SA 385	3.75	8.5	4.1
SA 310	3.75	10	4.1
SA 311	3.75	11.5	4.1
SA 313	3.75	13	4.1
SA 315	3.75	15	4.1
SA 407	4	7	4.1
SA 485	4	8.5	4.1
SA 410	4	10	4.1
SA 411	4	11.5	4.1
SA 413	4	13	4.1
SA 415	4	15	4.1
SA 507	5	7	5
SA 585	5	8.5	5
SA 510	5	10	5
SA 511	5	11.5	5
SA 513	5	13	5
SA 515	5	15	5



### TAPERED IMPLANT

CODE	DIAM. (mm)	LENGTH (mm)	PLAT. (mm)
SCPL 4010	4.0	10	4.1
SCPL 4011	4.0	11.5	4.1
SCPL 4013	4.0	13	4.1
SCPL 4015	4.0	15	4.1
SCPL 5010	5.0	10	5.0
SCPL 5011	5.0	11.5	5.0
SCPL 5013	5.0	13	5.0
SCPL 5015	5.0	15	5.0



### TITANIUM HEALING CAP


CODE	PLAT. (mm)	LENGHT (mm)
TI 3600	3.6 <sup>1</sup>	1
TI 3602	3.6 <sup>1</sup>	2
CI 4102	4.1 <sup>2</sup>	2
CI 4104	4.1 <sup>2</sup>	4
CI 3602	3.6 <sup>3</sup>	2
CI 3604	3.6 <sup>3</sup>	4
CI 3606	3.6 <sup>3</sup>	6
CI 4152	4.1 <sup>3</sup>	2
CI 4154	4.1 <sup>3</sup>	4
CI 4156	4.1 <sup>3</sup>	6
CI 4158	4.1 <sup>3</sup>	8
CI 5052	5.4	2
CI 5054	5.4	4
CI 5056	5.4	6
CI 5058	5.4	8

<sup>1</sup> Profile of 3.6 mm  
<sup>2</sup> Profile of 4.1 mm  
<sup>3</sup> Profile of 5.0 mm  
<sup>4</sup> Profile of 5.5 mm



### PEEK HEALING CAP

CODE	PLAT. DIAM. (mm)	PROFILE DIAM. (mm)	LENGHT (mm)
CPHE 4108	4.1	8	6
CPHE 5008	5.0	8	6



### OPEN TRAY TRANSFER

CODE	PLAT. (mm)
TMAI 3605	3.6
TMAI 4105	4.1
TMAI 5005	5.0



### CLOSED TRAY TRANSFER

CODE	PLAT. (mm)
TMFI 3605	3.6
TMFI 4105	4.1
TMFI 5005	5.0



### ANALOG

CODE	PLAT. (mm)
AN 4100	4.1
AN 5000	5.0



### TEMPORARY TITANIUM CYLINDER

CODE	PLAT. (mm)
CPT 366 - H	3.6
CPT 406 - H	4.1
CPT 506 - H	5.0
CPT 360 - H	3.6
CPT 400 - H	4.1
CPT 500 - H	5.0



### Option 1 - Screw-retained

CODE EUCLA CR-CO	CODE UCLA PLASTIC	PLAT. (mm)	
EUCLA 366-Q	UCLA 366-Q	3.6	With hexagon
EUCLA 406-Q	UCLA 406-Q	4.1	With hexagon
EUCLA 506-Q	UCLA 506-Q	5.0	With hexagon
EUCLA 360-Q	UCLA 360-Q	3.6	Without hexagon
EUCLA 400-Q	UCLA 400-Q	4.1	Without hexagon
EUCLA 500-Q	UCLA 500-Q	5.0	Without hexagon

### Option 2 - Cemented

### STRAIGHT/ANGLED CEMENTED ABUTMENT

CODE STRAIGHT	PLAT. (mm)	LENGHT (mm)	CODE ANGULADO 17°	PLAT. (mm)	LENGHT (mm)
AI 3651-Q	3.6 <sup>2</sup>	1	AIA 3651-Q	3.6 <sup>2</sup>	1
AI 3652-Q	3.6 <sup>2</sup>	2	AIA 3652-Q	3.6 <sup>2</sup>	2
AI 3653-Q	3.6 <sup>2</sup>	3	AIA 3653-Q	3.6 <sup>2</sup>	3
AI 3654-Q	3.6 <sup>2</sup>	4	AIA 3654-Q	3.6 <sup>2</sup>	4
AI 4151-Q	4.1 <sup>2</sup>	1	AIA 4151-Q	4.1 <sup>2</sup>	1
AI 4152-Q	4.1 <sup>2</sup>	2	AIA 4152-Q	4.1 <sup>2</sup>	2
AI 4153-Q	4.1 <sup>2</sup>	3	AIA 4154-Q	4.1 <sup>2</sup>	4
AI 4154-Q	4.1 <sup>2</sup>	4	AIA 5052-Q	5.4	2
AI 5051-Q	5.4	1	AIA 5054-Q	5.4	4
AI 5052-Q	5.4	2	-	-	-
AI 5053-Q	5.4	3	-	-	-
AI 5054-Q	5.4	4	-	-	-

<sup>2</sup> Profile of 5 mm  
<sup>3</sup> Profile of 5.5 mm



### LABORATORY SCREW

CODE
PLPA 1
PTMA 22-1
Rosca de 2 mm



### RETAINING SCREW

CODE
PT 2008
PTQ 2008



### POLISHING PROTECTOR

CODE	
PPI 41	With hexagon
PPI 4100	

EXTERNAL HEXAGON

- Hex Screw
- ⊙ Anti-Rotational Component
- Square Screw
- ⬡ Dental Abutment Screw

Check the availability of the products in your region.

# EH PROSTHETIC SEQUENCE

## STRAIGHT OR ANGLED MULTI-UNIT ABUTMENTS

Multiple screw retained restorations

COMPATIBLE WITH THE LINE



### CYLINDRICAL IMPLANT

CODE	DIAM. (mm)	LENGTH (mm)	PLAT. (mm)
SA 3285	3.25	8.5	4.1
SA 3210	3.25	10	4.1
SA 3211	3.25	11.5	4.1
SA 3213	3.25	13	4.1
SA 3215	3.25	15	4.1
SA 307	3.75	7	4.1
SA 385	3.75	8.5	4.1
SA 310	3.75	10	4.1
SA 311	3.75	11.5	4.1
SA 313	3.75	13	4.1
SA 315	3.75	15	4.1
SA 407	4	7	4.1
SA 485	4	8.5	4.1
SA 410	4	10	4.1
SA 411	4	11.5	4.1
SA 413	4	13	4.1
SA 415	4	15	4.1
SA 507	5	7	5
SA 585	5	8.5	5
SA 510	5	10	5
SA 511	5	11.5	5
SA 513	5	13	5
SA 515	5	15	5



### TAPERED IMPLANT

CODE	DIAM. (mm)	LENGTH (mm)	PLAT. (mm)
SCPL 4010	4.0	10	4.1
SCPL 4011	4.0	11.5	4.1
SCPL 4013	4.0	13	4.1
SCPL 4015	4.0	15	4.1
SCPL 5010	5.0	10	5.0
SCPL 5011	5.0	11.5	5.0
SCPL 5013	5.0	13	5.0
SCPL 5015	5.0	15	5.0



20 N.cm

### STRAIGHT MULTI-UNIT ABUTMENT

CODE	DIAM. (mm)	HEIGHT (mm)	PLAT. (mm)
MA 3601	4.8	1	3.6
MA 3602	4.8	2	3.6
MA 3603	4.8	3	3.6
MA 3604	4.8	4	3.6
MA 4101	4.8	1	4.1
MA 4102	4.8	2	4.1
MA 4103	4.8	3	4.1
MA 4104	4.8	4	4.1
MA 5001	4.8	1	5
MA 5002	4.8	2	5
MA 5003	4.8	3	5
MA 5004	4.8	4	5



20 N.cm

### 17° ANGLED MULTI-UNIT ABUTMENT

CODE	DIAM. (mm)	HEIGHT (mm)	PLAT. (mm)
MAA 3602	4.8	2	3.6
MAA 3604	4.8	4	3.6
MAA 4102	4.8	2	4.1
MAA 4103	4.8	3	4.1



20 N.cm

### 30° ANGLED MULTI-UNIT ABUTMENT

CODE	DIAM. (mm)	HEIGHT (mm)	PLAT. (mm)
MAA 3632	4.8	2	3.6
MAA 3634	4.8	4	3.6
MAA 4132	4.8	2	4.1
MAA 4134	4.8	4	4.1



### OPEN TRAY TRANSFER

CODE

TMAM 4800



### MULTI-UNIT ABUTMENT PROTECTOR

CODE

PMA 4855 Profile of 5,0mm



### CLOSED TRAY TRANSFER

CODE

TMFM 4800



### ANALOG

CODE

ANMA 4800



10 N.cm

### TEMPORARY TITANIUM CYLINDER

CODE

PTM 4800-3	Straight
PTMS 4800-3	Straight - Indicated for laser welding
PTM 4800-2	Angled



10 N.cm

### CALCINABLE AND CR-CO CYLINDER - ANGLED

CODE

CPM 4800-2	Plastic	For MA Angled
CLEM 4800-2	Cobalt-Chrome	For MA Angled
CPM 4800-3	Plastic	
CLEM 4800-3	Cobalt-Chrome	



### POLISHING PROTECTOR

CODE

PPM01



### LABORATORY SCREW

CODE	DIAM. (mm)	LENGTH (mm)	
PL 1405	1.4	5.5	Short
PTMA 13-1	1.4	13	Long



10 N.cm

### RETAINING SCREW - STRAIGHT

CODE	DIAM. (mm)	LENGTH (mm)	
PRH 30	1.4	3	Titanium Hexagon



10 N.cm

### RETAINING SCREW - ANGLED

CODE	DIAM. (mm)	LENGTH (mm)	
PRH 20	1.4	2	Titanium Hexagon

- \*Hex Screw
- ⊙ \*Anti-Rotational Component
- \*Square Screw
- ⊕ \*Dental Abutment Screw

Check the availability of the products in your region.

EXTERNAL HEXAGON

# EH PROSTHETIC SEQUENCE

## CONICAL ABUTMENT

Single/Multiple screw retained restorations

COMPATIBLE WITH THE LINE



### CYLINDRICAL IMPLANT

CODE	DIAM. (mm)	LENGTH (mm)	PLAT. (mm)
SA 3285	3.25	8.5	4.1
SA 3210	3.25	10	4.1
SA 3211	3.25	11.5	4.1
SA 3213	3.25	13	4.1
SA 3215	3.25	15	4.1
SA 307	3.75	7	4.1
SA 385	3.75	8.5	4.1
SA 310	3.75	10	4.1
SA 311	3.75	11.5	4.1
SA 313	3.75	13	4.1
SA 315	3.75	15	4.1
SA 407	4	7	4.1
SA 485	4	8.5	4.1
SA 410	4	10	4.1
SA 411	4	11.5	4.1
SA 413	4	13	4.1
SA 415	4	15	4.1
SA 507	5	7	5
SA 585	5	8.5	5
SA 510	5	10	5
SA 511	5	11.5	5
SA 513	5	13	5
SA 515	5	15	5



### TAPERED IMPLANT

CODE	DIAM. (mm)	LENGTH (mm)	PLAT. (mm)
SCPL 4010	4.0	10	4.1
SCPL 4011	4.0	11.5	4.1
SCPL 4013	4.0	13	4.1
SCPL 4015	4.0	15	4.1
SCPL 5010	5.0	10	5.0
SCPL 5011	5.0	11.5	5.0
SCPL 5013	5.0	13	5.0
SCPL 5015	5.0	15	5.0



### CONICAL ABUTMENT

CODE	DIAM. (mm)	HEIGHT (mm)	PLAT. (mm)
AC 3601	4.8	1	3.6
AC 3602	4.8	2	3.6
AC 3603	4.8	3	3.6
AC 3604	4.8	4	3.6
AC 4101	4.8	1	4.1
AC 4102	4.8	2	4.1
AC 4103	4.8	3	4.1
AC 4104	4.8	4	4.1
AC 5001	4.8	1	5
AC 5002	4.8	2	5
AC 5003	4.8	3	5
AC 5004	4.8	4	5



### ABUTMENT PROTECTOR

CODE	Profile of
PA 4855	5.0 mm



### OPEN TRAY TRANSFER

CODE	
TMAA 4800	Without hexagon
TMAA 4806	With hexagon



### CLOSED TRAY TRANSFER

CODE	
TMFA 4800	Without hexagon
TMFA 4806	With hexagon



### ANALOG

CODE
ANAC



### TEMPORARY TITANIUM CYLINDER

CODE	
PTA 4800-3	Without hexagon
PTA 4806-3	With hexagon



### CALCINABLE AND CR-CO CYLINDER

CODE	
CPAC 00-3	Plastic Without Hexagon
CPAC 06-3	Plastic with Hexagon
CALE 00-3	Cobalt-chrome Without Hexagon
CALE 06-3	Cobalt-chrome with Hexagon



### POLISHING PROTECTOR

CODE
PPAC 01



### LABORATORY SCREW

CODE	DIAM. (mm)	HEIGHT (mm)	
PL 1405	1.4	5.5	Short
PTMA 13-1	1.4	13	Long



### RETAINING SCREW

CODE	DIAM. (mm)	HEIGHT (mm)	
PRH30	1.4	3	Titanium hexagon

EXTERNAL HEXAGON

- \*Hex Screw
- ⊙ \*Anti-Rotational Component
- \*Square Screw
- ⬡ \*Dental Abutment Screw

Check the availability of the products in your region.

# EH PROSTHETIC SEQUENCE

## OVERDENTURE SOLUTIONS / BAR-CLIP RESTORATIONS

Full upper/lower arch restoration

COMPATIBLE WITH THE LINE



### CYLINDRICAL IMPLANT

CODE	DIAM. (mm)	LENGTH (mm)	PLAT. (mm)
SA 3285	3.25	8.5	4.1
SA 3210	3.25	10	4.1
SA 3211	3.25	11.5	4.1
SA 3213	3.25	13	4.1
SA 3215	3.25	15	4.1
SA 307	3.75	7	4.1
SA 385	3.75	8.5	4.1
SA 310	3.75	10	4.1
SA 311	3.75	11.5	4.1
SA 313	3.75	13	4.1
SA 315	3.75	15	4.1
SA 407	4	7	4.1
SA 485	4	8.5	4.1
SA 410	4	10	4.1
SA 411	4	11.5	4.1
SA 413	4	13	4.1
SA 415	4	15	4.1
SA 507	5	7	5
SA 585	5	8.5	5
SA 510	5	10	5
SA 511	5	11.5	5
SA 513	5	13	5
SA 515	5	15	5



### OPEN TRAY TRANSFER

CODE	DIAM. (mm)	LENGTH (mm)	PLAT. (mm)
SCPL 4010	4.0	10	4.1
SCPL 4011	4.0	11.5	4.1
SCPL 4013	4.0	13	4.1
SCPL 4015	4.0	15	4.1
SCPL 5010	5.0	10	5.0
SCPL 5011	5.0	11.5	5.0
SCPL 5013	5.0	13	5.0
SCPL 5015	5.0	15	5.0



### TITANIUM HEALING CAP

CODE	PLAT. (mm)	HEIGHT (mm)
TI 3600	3.6 <sup>1</sup>	1
TI 3602	3.6 <sup>1</sup>	2
CI 4102	4.1 <sup>2</sup>	2
CI 4104	4.1 <sup>2</sup>	4
CI 3602	3.6 <sup>3</sup>	2
CI 3604	3.6 <sup>3</sup>	4
CI 3606	3.6 <sup>3</sup>	6
CI 4152	4.1 <sup>4</sup>	2
CI 4154	4.1 <sup>4</sup>	4
CI 4156	4.1 <sup>4</sup>	6
CI 4158	4.1 <sup>4</sup>	8
CI 5052	5 <sup>4</sup>	2
CI 5054	5 <sup>4</sup>	4
CI 5056	5 <sup>4</sup>	6
CI 5058	5 <sup>4</sup>	8

<sup>1</sup> Profile of 3.6 mm  
<sup>2</sup> Profile of 4.1 mm  
<sup>3</sup> Profile of 5.0 mm  
<sup>4</sup> Profile of 5.5 mm



### PEEK HEALING CAP

CODE	PLAT. DIAM. (mm)	PROFILE DIAM. (mm)	HEIGHT (mm)
CPHE 4108	4.1	8	6
CPHE 5008	5.0	8	6



### OPEN TRAY TRANSFER

CODE	PLAT. (mm)
TMAI 3605	3.6
TMAI 4105	4.1
TMAI 5005	5.0



### CLOSED TRAY TRANSFER

CODE	PLAT. (mm)
TMFI 3605	3.6
TMFI 4105	4.1
TMFI 5005	5.0



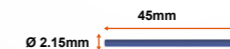
### ANALOG

CODE	PLAT. (mm)
AN 4100	4.1
AN 5000	5.0



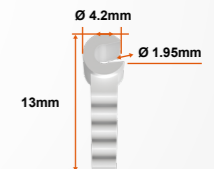
### CRCO ABUTMENT AND UCLA ABUTMENT

CODE EUCLA CR-CO	CODE UCLA PLÁSTICO	PLAT. (mm)	
EUCLA 366-Q	UCLA 366-Q	3.6	With hexagon
EUCLA 406-Q	UCLA 406-Q	4.1	With hexagon
EUCLA 506-Q	UCLA 506-Q	5.0	With hexagon
EUCLA 360-Q	UCLA 360-Q	3.6	Without hexagon
EUCLA 400-Q	UCLA 400-Q	4.1	Without Hexagon
EUCLA 500-Q	UCLA 500-Q	5.0	Without Hexagon



### OVERDENTURE WIRE

CODE
FO 01
Polycetal



### PLASTIC CLIP

CODE
CLIPP

Check the availability of the products in your region.

- \*Hex Screw
- ⊙ \*Anti-Rotational Component
- \*Square Screw
- ⊞ \*Dental Abutment Screw

EXTERNAL HEXAGON

# EH PROSTHETIC SEQUENCE

## OVERDENTURE SOLUTIONS / MULTI-UNIT + BAR-CLIP RESTORATIONS

Full upper/lower arch restoration

COMPATIBLE WITH THE LINE




### CYLINDRICAL IMPLANT

CODE	DIAM. (mm)	LENGTH (mm)	PLAT. (mm)
SA 3285	3.25	8.5	4.1
SA 3210	3.25	10	4.1
SA 3211	3.25	11.5	4.1
SA 3213	3.25	13	4.1
SA 3215	3.25	15	4.1
SA 307	3.75	7	4.1
SA 385	3.75	8.5	4.1
SA 310	3.75	10	4.1
SA 311	3.75	11.5	4.1
SA 313	3.75	13	4.1
SA 315	3.75	15	4.1
SA 407	4	7	4.1
SA 485	4	8.5	4.1
SA 410	4	10	4.1
SA 411	4	11.5	4.1
SA 413	4	13	4.1
SA 415	4	15	4.1
SA 507	5	7	5
SA 585	5	8.5	5
SA 510	5	10	5
SA 511	5	11.5	5
SA 513	5	13	5
SA 515	5	15	5



### TAPERED IMPLANT

CODE	DIAM. (mm)	LENGTH (mm)	PLAT. (mm)
SCPL 4010	4.0	10	4.1
SCPL 4011	4.0	11.5	4.1
SCPL 4013	4.0	13	4.1
SCPL 4015	4.0	15	4.1
SCPL 5010	5.0	10	5.0
SCPL 5011	5.0	11.5	5.0
SCPL 5013	5.0	13	5.0
SCPL 5015	5.0	15	5.0



20 N.cm

### STRAIGHT MULTI-UNIT ABUTMENT

CODE	DIAM. (mm)	HEIGHT (mm)	PLAT. (mm)
MA 3601	4.8	1	3.6
MA 3602	4.8	2	3.6
MA 3603	4.8	3	3.6
MA 3604	4.8	4	3.6
MA 4101	4.8	1	4.1
MA 4102	4.8	2	4.1
MA 4103	4.8	3	4.1
MA 4104	4.8	4	4.1
MA 5001	4.8	1	5
MA 5002	4.8	2	5
MA 5003	4.8	3	5
MA 5004	4.8	4	5



20 N.cm

### 17° ANGLED MULTI-UNIT ABUTMENT

CODE	DIAM. (mm)	HEIGHT (mm)	PLAT. (mm)
MAA 3602	4.8	2	3.6
MAA 3604	4.8	4	3.6
MAA 4102	4.8	2	4.1
MAA 4103	4.8	3	4.1



20 N.cm

### 30° ANGLED MULTI-UNIT ABUTMENT

CODE	DIAM. (mm)	HEIGHT (mm)	PLAT. (mm)
MAA 3632	4.8	2	3.6
MAA 3634	4.8	4	3.6
MAA 4132	4.8	2	4.1
MAA 4134	4.8	4	4.1



### ABUTMENT PROTECTOR

CODE  
PMA 4855



### OPEN TRAY TRANSFER

CODE  
TMAM 4800



### CLOSED TRAY TRANSFER

CODE  
TMFM 4800



### ANALOG

CODE  
ANMA 4800



10 N.cm

### CALCINABLE AND CR-CO CYLINDER - STRAIGHT

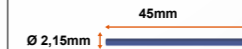
CODE	LEG.
CPM 4800-3	Plastic
CLEM 4800-3	Cobalt-chrome



10 N.cm

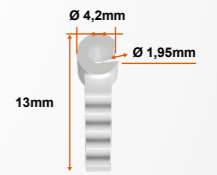
### CALCINABLE AND CR-CO CYLINDER - ANGLED

CODE	LEG.
CPM 4800-2	Plastic
CLEM 4800-2	Cobalt-chrome



### OVERDENTURE WIRE

CODE  
FO 01  
Polyacetal



### PLASTIC CLIP

CODE  
CLIPP

EXTERNAL HEXAGON

- \*Hex Screw
- ⊙ \*Anti-Rotational Component
- \*Square Screw
- ⊕ \*Dental Abutment Screw

Check the availability of the products in your region.

# EH PROSTHETIC SEQUENCE

## OVERDENTURE SOLUTIONS / O-RING

Full upper/lower arch restoration

COMPATIBLE WITH THE LINE



### CYLINDRICAL IMPLANT

CODE	DIAM. (mm)	LENGTH (mm)	PLAT. (mm)
SA 3285	3.25	8.5	4.1
SA 3210	3.25	10	4.1
SA 3211	3.25	11.5	4.1
SA 3213	3.25	13	4.1
SA 3215	3.25	15	4.1
SA 307	3.75	7	4.1
SA 385	3.75	8.5	4.1
SA 310	3.75	10	4.1
SA 311	3.75	11.5	4.1
SA 313	3.75	13	4.1
SA 315	3.75	15	4.1
SA 407	4	7	4.1
SA 485	4	8.5	4.1
SA 410	4	10	4.1
SA 411	4	11.5	4.1
SA 413	4	13	4.1
SA 415	4	15	4.1
SA 507	5	7	5
SA 585	5	8.5	5
SA 510	5	10	5
SA 511	5	11.5	5
SA 513	5	13	5
SA 515	5	15	5



### TAPERED IMPLANT

CODE	DIAM. (mm)	LENGTH (mm)	PLAT. (mm)
SCPL 4010	4.0	10	4.1
SCPL 4011	4.0	11.5	4.1
SCPL 4013	4.0	13	4.1
SCPL 4015	4.0	15	4.1
SCPL 5010	5.0	10	5.0
SCPL 5011	5.0	11.5	5.0
SCPL 5013	5.0	13	5.0
SCPL 5015	5.0	15	5.0



### TITANIUM HEALING CAP

CODE	PLAT. (mm)	HEIGHT (mm)
TI 3600	3.6 <sup>1</sup>	1
TI 3602	3.6 <sup>1</sup>	2
CI 4102	4.1 <sup>2</sup>	2
CI 4104	4.1 <sup>2</sup>	4
CI 3602	3.6 <sup>3</sup>	2
CI 3604	3.6 <sup>3</sup>	4
CI 3606	3.6 <sup>3</sup>	6
CI 4152	4.1 <sup>4</sup>	2
CI 4154	4.1 <sup>4</sup>	4
CI 4156	4.1 <sup>4</sup>	6
CI 4158	4.1 <sup>4</sup>	8
CI 5052	5 <sup>4</sup>	2
CI 5054	5 <sup>4</sup>	4
CI 5056	5 <sup>4</sup>	6
CI 5058	5 <sup>4</sup>	8

<sup>1</sup> Profile of 3.6 mm  
<sup>2</sup> Profile of 4.1 mm  
<sup>3</sup> Profile of 5.0 mm  
<sup>4</sup> Profile of 5.5 mm



### PEEK HEALING CAP

CODE	PLAT. DIAM. (mm)	PROFILE DIAM. (mm)	HEIGHT (mm)
CPHE 4108	4.1	8	6
CPHE 5008	5.0	8	6



### OPEN TRAY TRANSFER

CODE	PLAT. (mm)
TMAI 3605	3.6
TMAI 4105	4.1
TMAI 5005	5.0



### CLOSED TRAY TRANSFER

CODE	PLAT. (mm)
TMFI 3605	3.6
TMFI 4105	4.1
TMFI 5005	5.0



### ANALOG


CODE	PLAT. (mm)
AN 4100	4.1
AN 5000	5.0



### ABUTMENT O-RING

CODE	DIAM. (mm)	LENGHT (mm)	PLAT. (mm)
AOR 4102	4,5	2	4.1
AOR 4103	4,5	3	4.1
AOR 5002	5.5	2	5.0
AOR 5003	5.5	3	5.0

20 N.cm




### O-RING ATTACHMENT CAP

CODE
AFROM



### DIRECTIONAL RINGS

CODE	ANG.	
POS 01	0°	White
POS 02	7°	Yellow
POS 03	14°	Blue



### O-RING ATTACHMENT

CODE
OCAN



### O-RING ATTACHMENT TORQUE WRENCH

CODE
CCAO 20
CCAO 24



### O-RING ATTACHMENT DIGITAL DRIVER

CODE
CDAO 20
CDAO 24



### O-RING INSERT DRIVER

CODE
MOR



### O-RING REMOVAL DRIVER

CODE
ROR

EXTERNAL HEXAGON

- \*Hex Screw
- ⊙ \*Anti-Rotational Component
- \*Square Screw
- ⊕ \*Dental Abutment Screw

Check the availability of the products in your region.



# TRYON SURGICAL KIT

SIMPLICITY AND MAXIMUM FUNCTIONALITY FOR YOUR SURGERIES

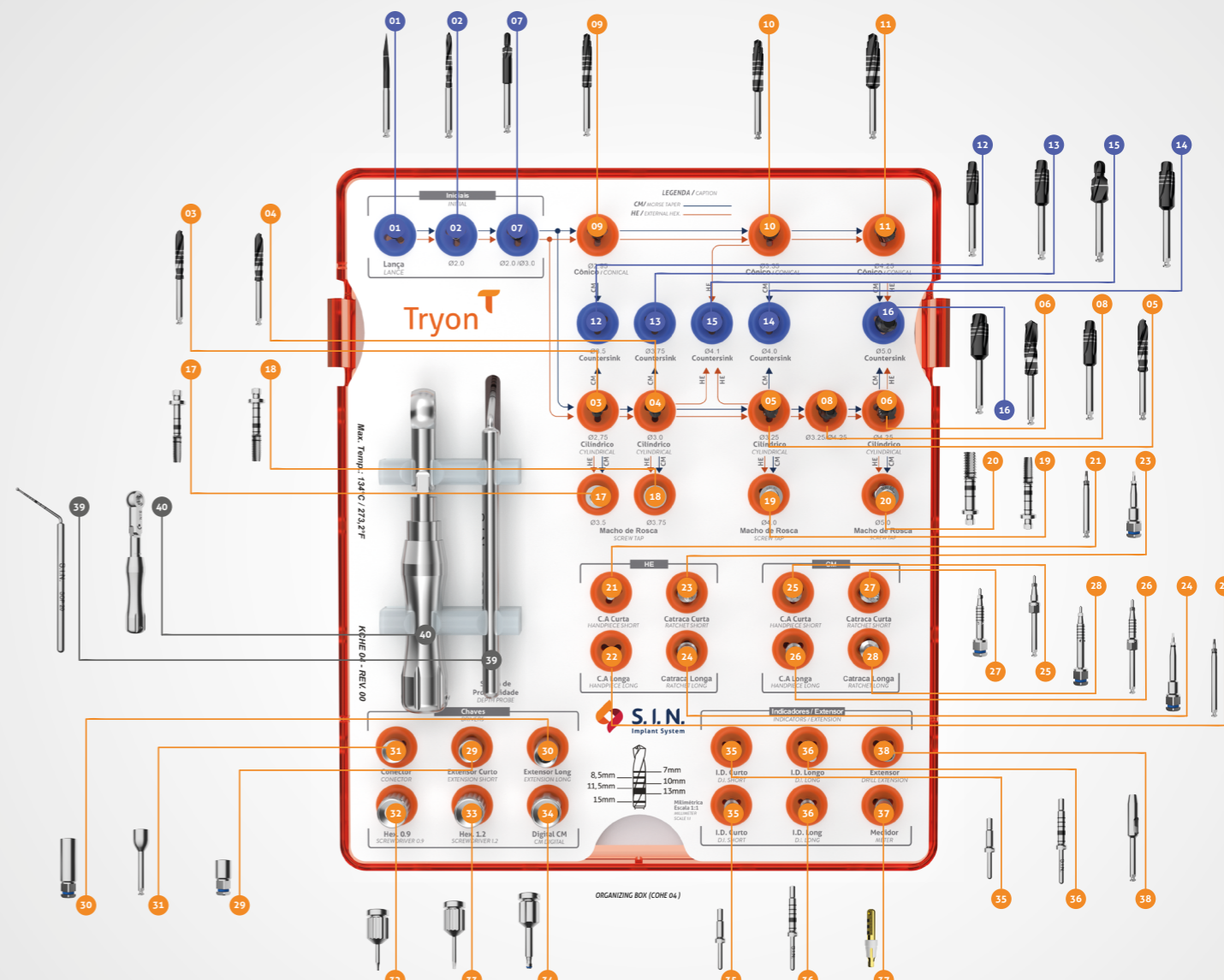

Easy to identify the drilling commands at the surgical act.

Installation set fits the implants of TRYON® line.

Lighter and more compact tray design.

High standard of finishing details and precision of the instruments.

Drills with depth indication.



- |   |  |                               |   |   |
|---|--|-------------------------------|---|---|
| 01 SPADE DRILL Ø2,0mm x 18,0mm (FRLD 2020)  | 09 CONICAL DRILL Ø2,95mm (FCD 35)              | 17 SCREW TAP Ø3,5mm (MRI 35)  | 25 MORSE HANDPIECE DRIVER (CTUM 20)         | 33 EXT. HEX. DRIVER 1,2mm x 20mm (CDH 1220) |
| 02 TWIST DRILL Ø2,0mm x 15,0mm (FHTD 2015)  | 10 CONICAL DRILL Ø3,35mm (FCD 40)              | 18 SCREW TAP Ø3,75mm (MRI 37) | 26 LONG MORSE HANDPIECE DRIVER (CTUM 24)    | 34 ADAPTER IMPLANT INSERTION DRIVER (CDTM)  |
| 03 TWIST DRILL Ø2,75mm x 15,0mm (FHTD 2715) | 11 CONICAL DRILL Ø4,25mm (FCD 50)              | 19 SCREW TAP Ø4,0mm (MRI 40)  | 27 MORSE DRIVER (CCM 20)                    | 35 DIRECTION INDICATOR SHORT (ID 100)       |
| 04 TWIST DRILL Ø3,00mm x 15,0mm (FHTD 3015) | 12 CONICAL COUNTERSINK DRILL Ø3,5mm (FCTD 35)  | 20 SCREW TAP Ø5,0mm (MRI 50)  | 28 MORSE DRIVER (CCM 24)                    | 36 DIRECTION INDICATOR LONG (ID 200)        |
| 05 TWIST DRILL Ø3,25mm x 15,0mm (FHTD 3215) | 13 CONICAL COUNTERSINK DRILL Ø3,75MM (FCTD 37) | 21 HANDPIECE DRIVER (CTIT 20) | 29 EXTENSOR RATCHET LONG (ECC 100)          | 37 TRANSMUCOSAL METER (MTM 02)              |
| 06 TWIST DRILL Ø4,25mm x 15,0mm (FHTD 4215) | 14 CONICAL COUNTERSINK DRILL Ø4,0mm (FCTD 40)  | 22 HANDPIECE DRIVER (CTIT 24) | 30 EXTENSOR RATCHET LONG (ECC 200)          | 38 DRILL EXTENSION 16 (EXPN)                |
| 07 PILOT DRILL Ø2,0mm x 3,0mm (FPD 2030)    | 15 CONICAL COUNTERSINK DRILL Ø4,1mm (FCTD 41)  | 23 HANDPIECE DRIVER (COT 20)  | 31 HANDPIECE DRIVER (CCA 10)                | 39 DEPTH PROBE (SOP 20)                     |
| 08 PILOT DRILL Ø3,25mm x 4,25mm (FPD 3242)  | 16 CONICAL COUNTERSINK DRILL Ø5,0mm (FCTD 50)  | 24 HANDPIECE DRIVER (COT 24)  | 32 EXT. HEX. DRIVER 0,9mm x 20mm (CDH 0920) | 40 TORQUE WRENCH (FMECC)                    |

PRODUCT CODE : KCHE 04  
ORGANIZER BOX CODE: COHE 04

# PROSTHETIC KIT

FUNCTIONAL, PRACTICAL AND COMPACT

Transparent lid for quick identification without the need to opening it up and lose asepsis after autoclaving.

35% lighter than other kits on the market.

Used for insertion, removal and torque of prosthetic components.

Easy identification: keys with descriptions engraved on the tray.

Special driver for angled abutment that does not damage the component.

Detachable ratchet with torque meter: safety when installing the components.

Full lock: keys do not move regardless of position and movement.

Functionality: Instrumental with better retention in the use of torque ratchet.

Silicone rings color-coded according to the driver tip/connection.

01 Torque Wrench (TMEC)

02 Hex. Driver 0.9x20mm (CCH 0920)

03 Hex Driver 1.2x24mm (CDHC 24)

04 Hex. Driver 1.2x20mm (CDHC 20)

05 Hex. Driver 1.6 mm medium (CCH 1624)

06 Square Driver 1.3x20mm (CQTM 20)

07 Square Driver 1.3x24mm (CQTM 24)

08 Multi-Unit/Conical Driver (CDAC 20)

09 Ang. Multi-Unit Driver 1.2mm (CHTMA 24)

10 O'Ring Driver (CCAO 20)

11 Digital Adapter (CPQ 02)

Kit Protético Prosthetic Kit

01

Hex. 0.9 Hex. 1.2 Quad/Square 1.3 Mini Abutment O'ring

02 03 04 05 06 07 08 09 10

Max Temp. 134°C / 273.2°F Autoclave

KTMEC 02 - REV.03

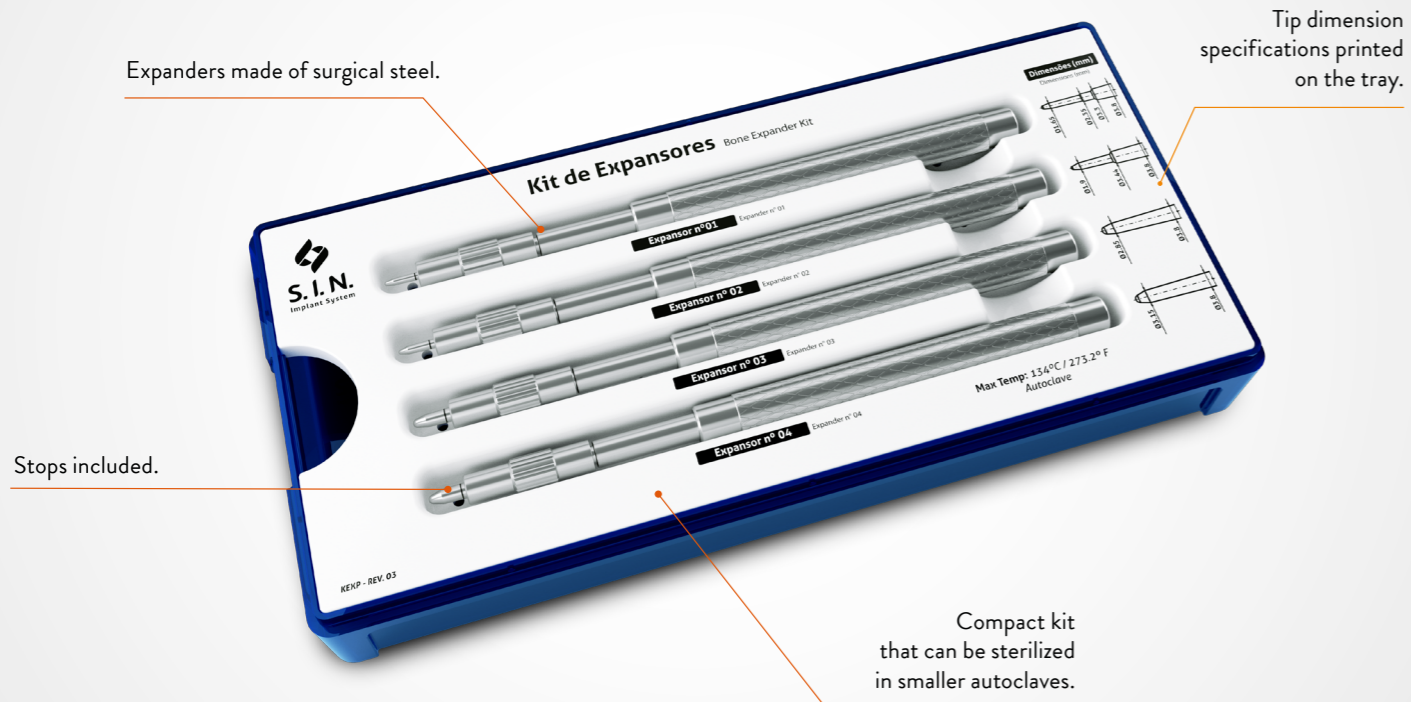
Digital Hex. 1.2 Hex. 1.6 Quad/Square 1.3 Mini Abut. Ang. 1.2

S.I.N. Implant System

PRODUCT CODE KTMEC 02  
 ORGANIZER BOX CODE: COTMEC

## BONE EXPANDER KIT

When performing lateral bone expansion, the Bone Expander Kit is the essential tool for your clinical ease, in addition to avoiding the need of bone grafts use.

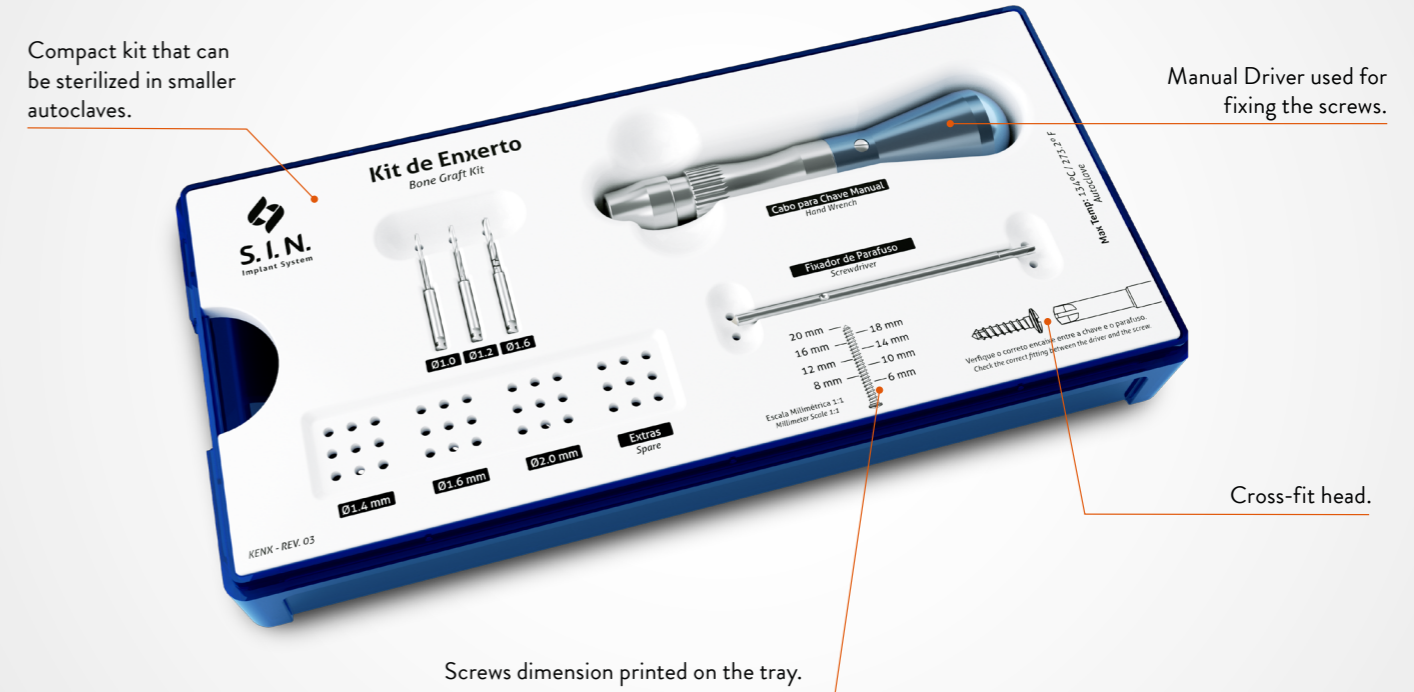


PRODUCT CODE: KEXP  
ORGANIZER BOX CODE: COEXP

CODE	DESCRIPTION
SXPS 01	Expander with stop 1 - ø 1,65 mm tip
SXPS 02	Expander with stop 2 - ø 1,90 mm tip
SXPS 03	Expander with stop 3 - ø 2,85 mm tip
SXPS 04	Expander with stop 4 - ø 3,15 mm tip
COEXP	Expander organizer box

## BONE GRAFT KIT

Used for stabilization of bone grafts in block as well as in guided bone regeneration surgery, the Bone Graft Kit features a cross-fit driver, in order to be more precise when using the screws.



PRODUCT CODE: KENX  
ORGANIZER BOX CODE: COENX

### BONE GRAFT SCREWS




CODE	DIAM.	LENGHT
PEX 1408	1.4 mm	8,0 mm
PEX 1410	1.4 mm	10,0 mm
PEX 1412	1.4 mm	12,0 mm
PEX 1608	1,6 mm	8,0 mm
PEX 1610	1,6 mm	10,0 mm
PEX 1612	1,6 mm	12,0 mm

CODE	DESCRIPTION
CDM 02	Hand Driver
CPEX	Graft Driver
FH 1015	Helicoidal Drill ø 1.0 mm x 15.0 mm
FH 1215	Helicoidal Drill ø 1.2 mm x 15.0 mm
FH 1615	Helicoidal Drill ø 1.6 mm x 15.0 mm
COENX	Graft organizer box

NOTE: Screws are sold separately.

# SINUS LIFT KIT

Indicated for sinus lift surgeries, the Sinus Lift Kit enables the sinus membrane to be displaced, as well as curettage and compaction of the graft.



PRODUCT CODE: KLEV 02  
 ORGANIZER BOX CODE: COLEV

CODE	DESCRIPTION
CRT 01	Maxillary sinus curette 01
CRT 02	Maxillary sinus curette 02
CRT 03	Maxillary sinus curette 03
CRT 04	Maxillary sinus curette 04
CRT 05	Maxillary sinus curette 05
COLEV	Graft organizer box

# OSTEOME KIT

It enables the performance of atraumatic maxillary sinus elevation, resulting in vertical bone gain. The Osteotome Kit is the ideal tool for your cases because it also avoids the need for bone grafting.




PRODUCT CODE: KOST  
 ORGANIZER BOX CODE: COOST

CODE	DESCRIPTION
SOST 01	Osteotome summers with stop 1 - ø 1.60 mm tip
SOST 02	Osteotome summers with stop 2 - ø 1.90 mm tip
SOST 03	Osteotome summers with stop 3 - ø 2.90 mm tip
SOST 04	Osteotome summers with stop 4 - ø 3.20 mm tip
COOST	Osteotome organizer box

## ROTATORY EXPANDER KIT

Indicated for cases of little bone thickness, besides featuring 3 options: ratchet, counter-angle and digital driver. Recommended for bone expansion and compaction, avoiding the need for bone grafting.




PRODUCT CODE: KER  
ORGANIZER BOX CODE: COER

CÓDIGO	DESCRIÇÃO
CPQ 02	Wire for ratchet driver tips
CQCA 27	Square Counter-Angle Driver
COER	Rotary Expander Box
EXR 01	Rotary Expander 01 - ø 1.4 mm to ø 2.35 mm
EXR 02	Rotary Expander 02 - ø 1.4 mm to ø 3.05 mm
EXR 03	Rotary Expander 03 - ø 2.85 mm to ø 3.85 mm
EXR 04	Rotary Expander 04 - ø 3.15 mm to ø 4.25 mm
FRL2020	Spade Drill ø 2,00 mm x 20,0 mm

## ORTHODONTIC KIT

Kit with surgical simplicity for installation and removal of mini screws, favoring in orthodontic treatment.



PRODUCT CODE: KOR  
ORGANIZER BOX CODE: COOR


CÓDIGO	DESCRIÇÃO
CMPO 70	Hand Driver for Orthodontic micro screws - High Utility
CCPO 24	Counter-Angle Hand Driver for Orthodontic micro screws - High Utility
FML 70	Marking Manual Spade Drilling
FH 1015	Helicoidal Drill diameter 1.0 x 15 mm
CDM 02	Hand Driver
CDPO 24	Digital Driver for Orthodontic driver (only for final screw insert)
COOR	Orthodontic kit case

NOTE: Screws are sold separately.

# ORTHODONTIC MINI-IMPLANTS

- > Easy installation and removal.
- > Immediate loading can be done after surgical application.
- > Easy connection to orthodontic accessories.
- > Hole diameter: 0.6 mm.

## AUTO DRILLING APEX:



### INSTALLATION TECHNICAL

- › **Length:**  
Gingival depth = 0, 1, 2 and 3 mm.  
Length = 6, 8 and 10 mm
- › **Diameter:**  
1.4 mm  
1,6 mm  
1,8 mm

### SELF-DRILLING WITHOUT TRANSMUCOSAL PROFILE



CODE	DIAM.	HEIGHT
POT 1406	1.4 mm	6.0 mm
POT 1408	1.4 mm	8.0 mm
POT 1400	1.4 mm	10.0 mm
POT 1606	1.6 mm	6.0 mm
POT 1608	1.6 mm	8.0 mm
POT 1600	1.6 mm	10.0 mm
POT 1806	1.8 mm	6.0 mm
POT 1808	1.8 mm	8.0 mm
POT 1800	1.8 mm	10.0 mm

### SELF-DRILLING WITHOUT TRANSMUCOSAL PROFILE (2MM)



CODE	DIAM.	HEIGHT
POT 1420	1.4 mm	10.0 mm
POT 1428	1.4 mm	8.0 mm
POT 1620	1.6 mm	10.0 mm
POT 1628	1.6 mm	8.0 mm
POT 1820	1.8 mm	10.0 mm
POT 1828	1.8 mm	8.0 mm

### SELF-DRILLING WITHOUT TRANSMUCOSAL PROFILE (1MM)



CODE	DIAM.	HEIGHT
POT 1416	1.4 mm	6.0 mm
POT 1418	1.4 mm	8.0 mm
POT 1410	1.4 mm	10.0 mm
POT 1616	1.6 mm	6.0 mm
POT 1618	1.6 mm	8.0 mm
POT 1610	1.6 mm	10.0 mm
POT 1816	1.8 mm	6.0 mm
POT 1818	1.8 mm	8.0 mm
POT 1810	1.8 mm	10.0 mm











### SELF-DRILLING WITHOUT TRANSMUCOSAL PROFILE (3MM)




CODE	DIAM.	HEIGHT
POT 1438	1.4 mm	8.0 mm
POT 1430	1.4 mm	10.0 mm
POT 1638	1.6 mm	8.0 mm
POT 1630	1.6 mm	10.0 mm
POT 1838	1.8 mm	8.0 mm
POT 1830	1.8 mm	10.0 mm

## INSTRUMENTAL OF COMPLEMENTARY KITS

### DIGITAL SCREWDRIVERS











ITEM	CODE	DESCRIPTION	LENGTH	INDICATION
	CDA 20	ABUTMENT SCREWDRIVER 20.0MM	SHORT	Used to set the mini-abutment and conical abutment screw
	CDA 24	ABUTMENT SCREWDRIVER 24.0MM	LONG	Used to set the mini-abutment and conical abutment screw
	CDH 0920	HEXAGONAL DIGITAL SCREWDRIVER 20.0MM	SHORT	Used for installation of Externa Hex. Tryon implant cover, two-pieces straight universal abut and angled universal abut.
	CDH 0924	HEXAGONAL DIGITAL SCREWDRIVER 24.0MM	LONG	Used for installation of Externa Hex. Tryon implant cover, two-pieces straight universal abut and angled universal abut.
	CDH 1220	HEXAGONAL DIGITAL SCREWDRIVER 20.0MM	SHORT	Used to set the mounting piece, healing, transfer, retaining screw (PTL 16, PT 2006, PT 2008, PRH 20 and PRH 30) and lab screws. 1.2mm hexagonal tip
	CDH 1224	HEXAGONAL DIGITAL SCREWDRIVER 24.0MM	LONG	Used to set the mounting piece, healing, transfer, retaining screw (PTL 16, PT 2006, PT 2008, PRH 20 and PRH 30) and lab screws. 1.2mm hexagonal tip
	CDHA 1220	HEX. DIGITAL SCREWDRIVER 20.0MM ANG. MINI-ABUTMENT	SHORT	Used to set the angular mini-abutment screw 1.2mm hexagonal tip (except for the Unitite angular mini-abutment).
	CDHA 1224	HEX. DIGITAL SCREWDRIVER 24.0MM ANG. MINI-ABUTMENT	LONG	Used to set the angular mini-abutment screw 1.2mm hexagonal tip (except for the Unitite angular mini-abutment).
	CDHA 1237	HEX. DIGITAL SCREWDRIVER 37.0MM ANG. MINI-ABUTMENT	EXTRA LONG	Used to set the angular mini-abutment screw 1.2mm hexagonal tip (except for the Unitite angular mini-abutment).
	CDQ 1220	SQUARE DIGITAL SCREWDRIVER 20.0MM	SHORT	Used to set the square-fit retaining screws (PTQ 2008, PTQH 18 and PTQ 2006). 1.3mm tip

### SURGICAL HAMMER



ITEM	CODE	DESCRIPTION
	MART 1	<ul style="list-style-type: none"> <li>&gt; Surgical-grade stainless steel used with Osteotome and Expander kits.</li> <li>&gt; Contact end made of synthetic material that provides improved sensitivity, less impact and reduced trauma during use.</li> </ul>

\*Check product availability in your country.

### DIGITAL SCREWDRIVERS










ITEM	CODE	DESCRIPTION	LENGTH	INDICATION
	CDQ 1224	SQUARE DIGITAL SCREWDRIVER 24.0MM	LONG	Used to set the square-fit locking screws (PTQ 2008, PTQH 18 and PTQ 2006). 1.3mm tip
	CDQ 1237	SQUARE DIGITAL SCREWDRIVER 37.0MM	EXTRA LONG	Used to set the square-fit locking screws (PTQ 2008, PTQH 18 and PTQ 2006). 1.3mm tip
	CLH 1277	HEX. SCREWDRIVER 77.0MM	EXTRA LONG	Lab screwdriver. Used to set retaining screws (PTL 16, PT 2006, PT 2008, PRH 20 and PRH 30) and lab screws. 1.2mm hexagonal tip
	CLQ 1277	HEX. SCREWDRIVER 77.0MM	EXTRA LONG	Lab screwdriver. Used to set the square-fit retaining screws (PTQ 2008, PTQH 18 and PTQ 2006). 1.3mm tip
	CRC 16	PROVISIONAL CYLINDER REMOVAL SCREWDRIVER	SHORT	Used to remove 1.6mm Cone Morse Strong SW provisional cylinder
	CRC 18	PROVISIONAL CYLINDER REMOVAL SCREWDRIVER	SHORT	Used to remove the 1.8 mm Cone Morse 11,5° provisional cylinder
	CDH 1620	HEX DIGITAL SCREWDRIVER 16MM	SHORT	Used to install the Multifunctional Abutment. 1.6mm Hexagonal Tip
	CDH 1624	HEX DIGITAL SCREWDRIVER 16MM	MEDIUM	Used to install the Multifunctional Abutment. 1.6mm Hexagonal Tip
	CCH 1620	HEX RATCHET WRENCH 16MM	SHORT	Used for the installation and torque of the Multifunctional Abutment. 1.6mm Hexagonal Tip
	CCH 1624	HEX RATCHET WRENCH 16MM	MEDIUM	Used for the installation and torque of the Multifunctional Abutment. 1.6mm Hexagonal Tip

### BONE PROFILING MILLING CUTTERS

ITEM	CODE	DESCRIPTION	INDICATION
	PO 4150	Platform 4.1 mm - External Hex.	Opens bone profile to 5.0 mm
	PO 5055	Platform 5.0 mm - External Hex.	Opens bone profile to 5.5 mm





\*Check product availability in your country.

## COUNTER-ANGLE SCREWDRIVER






ITEM	CODE	DESCRIPTION	LENGTH	INDICATION
	CTA 1224	ABUTMENT TORQUE SCREWDRIVER 24.0MM	LONG	Used to set the mini-abutment and conical abutment screw
	CTH 0924	COUNTER-ANGLE HEXAGONAL TORQUE SCREWDRIVER 24.0MM	LONG	Used for installation of Externa Hex. Tryon implant cover, two-pieces straight universal abut and angled universal abut.
	CTH 1220	COUNTER-ANGLE HEXAGONAL TORQUE SCREWDRIVER 20.0MM	SHORT	Used to set the mounting piece, healing, transfer, retaining screws (PTL 16, PT 2006, PT 2008, PRH 20 and PRH 30) and lab screws. 1.2mm hexagonal tip
	CTH 1224	COUNTER-ANGLE HEXAGONAL TORQUE SCREWDRIVER 24.0MM	LONG	Used to set the mounting piece, healing, transfer, retaining screws (PTL 16, PT 2006, PT 2008, PRH 20 and PRH 30) and lab screws. 1.2mm hexagonal tip
	CTH 1230	COUNTER-ANGLE HEXAGONAL TORQUE SCREWDRIVER 30.0MM	EXTRA LONG	Used to set the mounting piece, healing, transfer, retaining screws (PTL 16, PT 2006, PT 2008, PRH 20 and PRH 30) and lab screws. 1.2mm hexagonal tip
	CTHA 1220	ANGULAR MINI-ABUTMENT COUNTER-ANGLE HEXAGONAL TORQUE SCREWDRIVER 20.0MM	SHORT	Used to set the angular mini-abutment screw 1.2mm hexagonal tip (except for the Unitite angular mini-abutment).
	CTHA 1224	ANGULAR MINI-ABUTMENT COUNTER-ANGLE HEXAGONAL TORQUE SCREWDRIVER 24.0MM	LONG	Used to set the angular mini-abutment screw 1.2mm hexagonal tip (except for the Unitite angular mini-abutment).
	CTQ 20	SQUARE TORQUE SCREWDRIVER 20.0MM	SHORT	Used counter-angle to set square-fit retaining screws (PTQ 2008, PTQH 18 and PTQ 2006). 1.3mm tip
	CTQ 24	SQUARE TORQUE SCREWDRIVER 24.0MM	LONG	Used counter-angle to set square-fit retaining screws (PTQ 2008, PTQH 18 and PTQ 2006). 1.3mm tip
	CTQ 30	SQUARE TORQUE SCREWDRIVER 30.0MM	EXTRA LONG	Used counter-angle to set square-fit retaining screws (PTQ 2008, PTQH 18 and PTQ 2006). 1.3mm tip
	CTH 1620	SQUARE COUNTER-ANGLE HEX 1.6 MM	SHORT	Used counter-angle to set multifunctional abutment.
	CTH 1624	SQUARE COUNTER-ANGLE HEX 1.6 MM	MEDIUM	Used counter-angle to set multifunctional abutment

\*Check product availability in your country.

## HELICAL MILLING CUTTERS

ITEM	CODE	MEASUREMENTS	DESCRIPTION
	FH 2010	ø 2,0x 10,0 mm	<ul style="list-style-type: none"> <li>&gt; Surgical-grade stainless steel</li> <li>&gt; Thermal treatment</li> <li>&gt; Laser markings</li> <li>&gt; Used as a sequence to make the alveolus</li> </ul>
	FH2020	ø 2,0x 18,0 mm	
	FH3010	ø 3,0x 10,0 mm	
	FH3020	ø 3,0x 18,0 mm	

## TREPINE MILLING CUTTERS

ITEM	CODE	MEASUREMENTS	DESCRIPTION
	FTR 02	ø 2,0 mm	<ul style="list-style-type: none"> <li>&gt; Surgical-grade stainless steel</li> <li>&gt; Thermal treatment</li> <li>&gt; Laser markings</li> <li>&gt; May be used to remove implants, remove bone, and bone biopsy</li> <li>&gt; Measures refer to the inner diameter of the part</li> </ul>
	FTR04	ø 4,2 mm	
	FTR 05	ø 5,1 mm	
	FTR 06	ø 6,1 mm	
	FTR 08	ø 8,0 mm	

\*Check product availability in your country.



## FEASIBILITY AND SAFETY FOR YOUR CLINICAL PROCEDURES

S.I.N. Implant System packaging is practical, keeping the integrity of the products and facilitating the handling and identification.

- 
- > **01** The package is easier to open and handle even with gloves.
  - > **02** Transparency of package for optimal visibility of the implant.
  - > **03** Separate compartments in same package for implant and cover.
  - > **04** Snap-on top opening system ensures sterilization of the implant.
  - > **05** With a proper connector, capture the implant with the contra-angle key and move it until it reaches the perfect fit.
  - > **06** The only implant system that offers the cover screw in the same packaging. To capture it, remove the cover screw from the tube cap and fit it on the the 1.2 mm hexagonal digital key.

The implant should not be captured with the ratchet driver.

## SUPERIOR QUALITY AND TECHNOLOGY

*WE GUARANTEE OUR PRODUCTS, BECAUSE WE ARE PROUD OF WHAT WE PRODUCE.*

S.I.N. Implant System's main priority is assuring the quality and safety to our clients. Offering the best in implants, including components, surgical kits and instrumental is the basis of all our work.

### INSPECTION IN 100% OF THE BATCHES MANUFACTURED

Quality control is performed in all products that S.I.N. manufactures in order to ensure the success of our clients' surgeries, compliance with quality standards, as well as adding value for all those who have chosen to give a smile back to people.



**IMPLANTS WITH LIFETIME WARRANTY\***



**5-YEAR WARRANTY: PROSTHETIC COMPONENTS\***

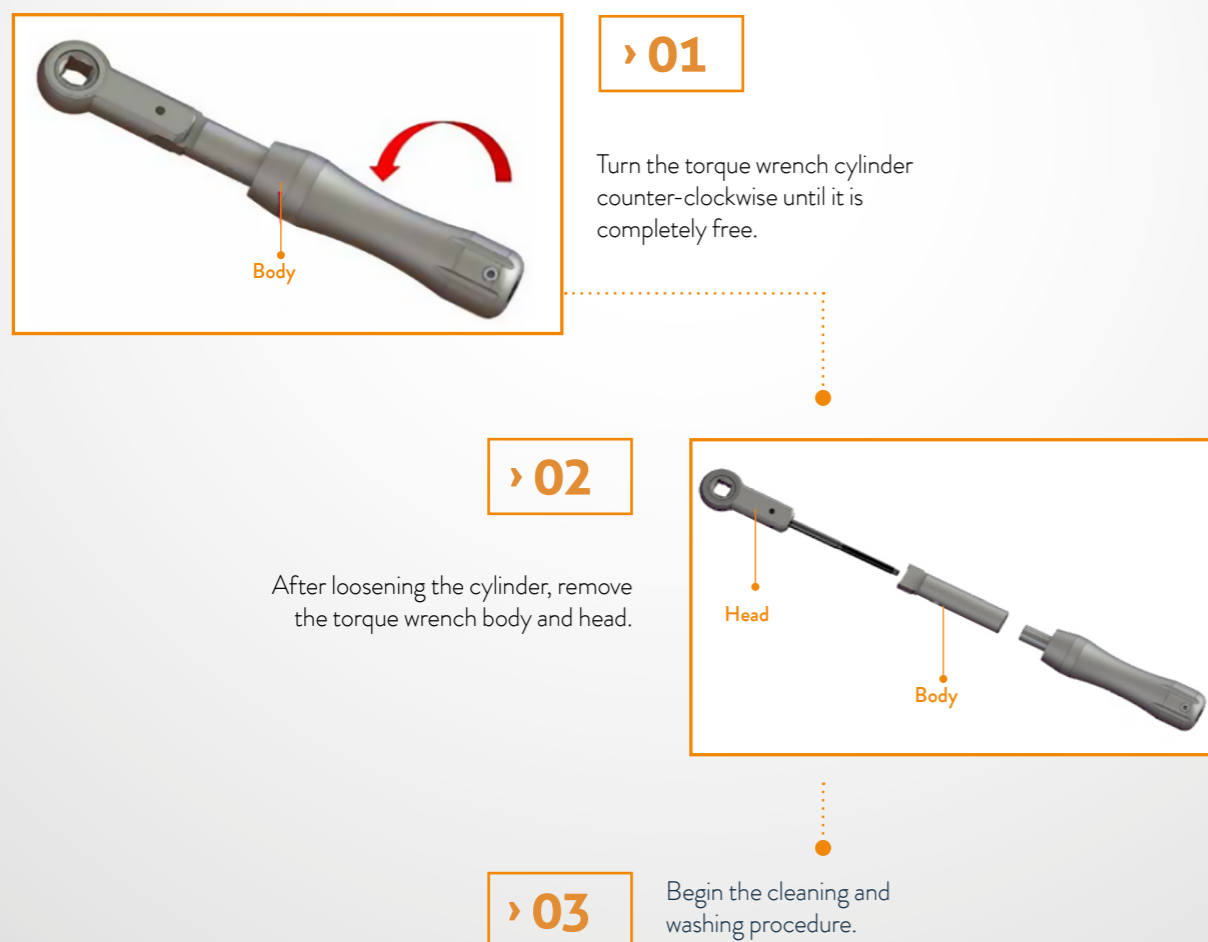


\*SCAN THE QR CODE TO ACCESS THE S.I.N. WARRANTY TERMS OR ACCESS THE LINK [HTTP://BIT.LY/2NOIQYI](http://bit.ly/2NOIQYI)



# TORQUE WRENCH - DISASSEMBLING

Cleaning must be performed immediately after using the torque wrench.  
For proper cleaning, disassemble the torque wrench. No tools are required for this action.



After complete drying, assemble the torque wrench following the same disassembly procedures in reverse order.

# GENERAL INSTRUCTIONS

Special care and explanation on surgical instruments.



## CLEANING KIT CASE

- Remove manually all surgical instruments from the kit. Remove the kit box parts (lid, tray and bottom).
- Prepare the enzymatic detergent according to the manufacturer's instructions.
- Immerse the trays in the prepared detergent solution and keep in contact for at least 5 minutes. Then, using soft bristle brush, scrub the parts to remove organic matter from the products.
- Remove the trays from detergent solution and rinse with tap water for 1 minute. Repeat the rinse for two more times, a total of three rinses of 1 minute each.
- Visually inspect each part for cleaning process residue or organic waste from product use.
- If residue is detected in the product, repeat the cleaning process until the residue is completely removed.
- Dry with a soft, clean and dry cloth or disposable paper.



## INSTRUMENTS CLEANING

- Disassemble the product (if applicable). For the torque wrench, disassemble it completely, remove all the internal organic matter using tap water and follow to the next step only after performing such procedures.
- Prepare the enzymatic detergent according to the manufacturer's recommendation.
- Immerse all parts of the product into the prepared detergent solution and keep in contact for at least 5 minutes, then using soft bristle brush, scrub the parts to remove organic matter from the products.
- Remove parts from detergent solution and rinse with tap water for 1 minute, repeat the rinse for two more times, a total of three rinses of 1 minute each.
- Visual inspection of each part for cleaning process residue or organic waste from product use.
- If residue is detected in the product, repeat the cleaning process until the residue is completely removed.
- Dry with a soft, clean, dry cloth or disposable paper.
- Follow to sterilization process.



## STERILIZATION

- Reusable product and provided non-sterile. It must be clean and sterilized in autoclave before use.
- Dry all instruments before the steam sterilization cycle.
- The product must be enclosed in a steam sterilizable wrap.
- Steam sterilize in cycles of 121°C at 1 ATM pressure for 30 minutes or of 134°C at 2 ATM pressure for 20 minutes. Drying time 30 minutes.
- Always accommodate the case in autoclave over a plane surface and away of device walls.
- Never stack objects or other cases.

## CLEANING RECOMMENDATIONS

- Use the proper PPEs (gloves, masks, goggles, caps, etc.).
- Start the cleaning immediately after the surgical use.
- Never let the instruments dry with organic residues after surgical use.
- Never let the instruments dry naturally after cleaning.
- Never use saline solutions, especially sodium hypochlorite, disinfectants, hydrogen peroxide or alcohol for cleaning or rinsing the surgical instruments and trays of the Kits.
- Never use steel wool or sponges and abrasive products, so that the instruments are not damaged.
- Do not stack instruments in lots to avoid deformation of smaller and delicate parts.

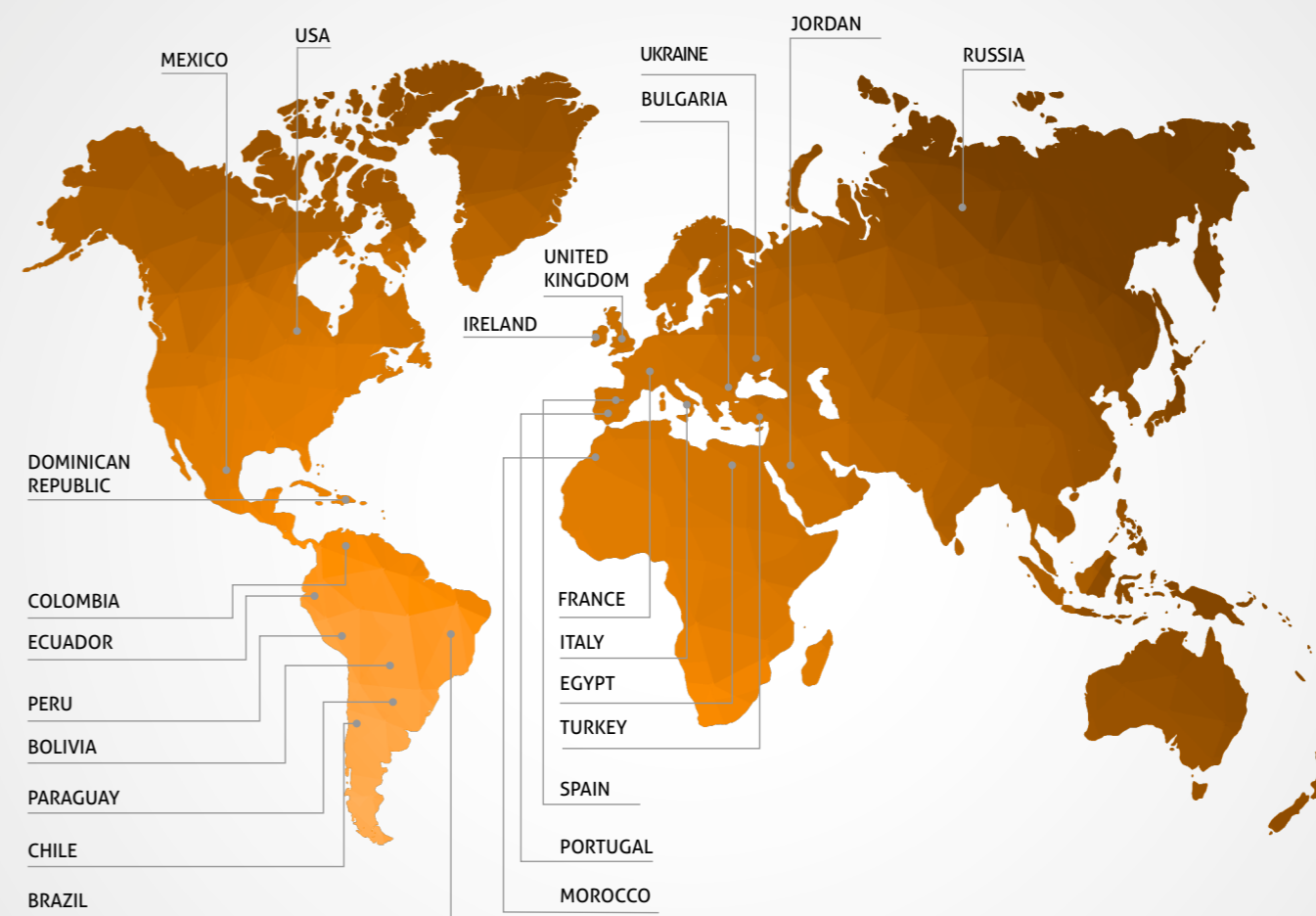
## STERILIZATION RECOMMENDATIONS

- Sterilize the products in the same day or one day earlier the procedure.
- The chemical sterilization is not recommended once some products may cause damages to the product.
- Do not use temperature higher than 60°C to drying process.
- Do not use dry heat stoves for sterilization of the prosthetic components from S.I.N. - Implant System.

## SCIENTIFIC PUBLICATIONS

- › COELHO, P. g. et al. Biomechanical evaluation of internal and external hexagon platform switched implant-abutment connections: An in vitro laboratory and three-dimensional finite element analysis, Science Direct - Else Vier Health, E1 a E11, 2012.
- › ISO - International Organization of Standardization: ISO 14801 - Dentistry Implants - Dynamic fatigue test for endosseous dental implants; 2007.
- › FERREIRA, A. R., BEZERRA, F., ROCHA, P. V., Prospective study using resonance frequency analysis in functional immediate loading protocol in edentulous maxilla, Innovation Implant Journal, Volume 01, Página 35, May/2006.
- › LENHARO, Ariel et al . TRYON® internal torque implants. Innov. Implant. J., Biomater. Esthet. (Online), São Paulo , v. 5, n. 2, aug. 2010 . Available at <[http://revodonto.bvsalud.org/scielo.php?script=sci\\_arttext&pid=S1984-59602010000200015&lng=en&nrm=iso](http://revodonto.bvsalud.org/scielo.php?script=sci_arttext&pid=S1984-59602010000200015&lng=en&nrm=iso)>. accessed Dec. 30, 2016.
- › LENHARO, et al. TRYON® internal torque implants. Newsletter. SIN - National Implant System, 2006.
- › LENHARO, et al. STYLUS Implant Line. Informative Bulletin. SIN - National Implant System, 2007.
- › OLIVEIRA, B. R. G. Biomechanics of external connection dental implants. [Monografia de especialização]. Brasília: Brasiliense School of Dentistry; 2007.
- › SOARES, M. et al. Implants with internal conical connection. GEPROS. Production, Operations and Systems Management - Year 4, no 2, Apr-Jun/2009, p. 139-150.

## WHERE WE ARE



+55 (11) 2169 3000  
[international@sinimplante.com.br](mailto:international@sinimplante.com.br)  
[www.sinimplantsystem.com](http://www.sinimplantsystem.com)



Discover Implantat, the educational habitat of S.I.N. Implant System.

 [implantat.global](https://www.implantat.global)

+55 (11) 2169 3000  
[www.sinimplantsystem.com](https://www.sinimplantsystem.com)

---

Visit our social networks:

  @sinimplantglobal  S.I.N. Implant System